


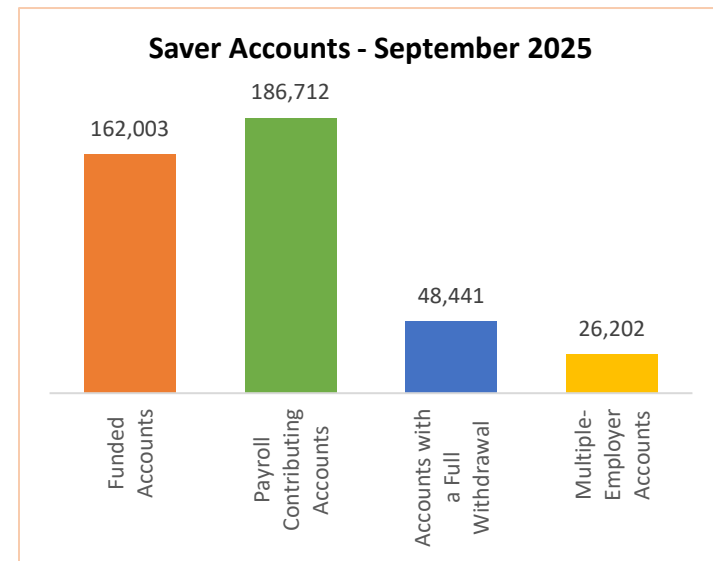
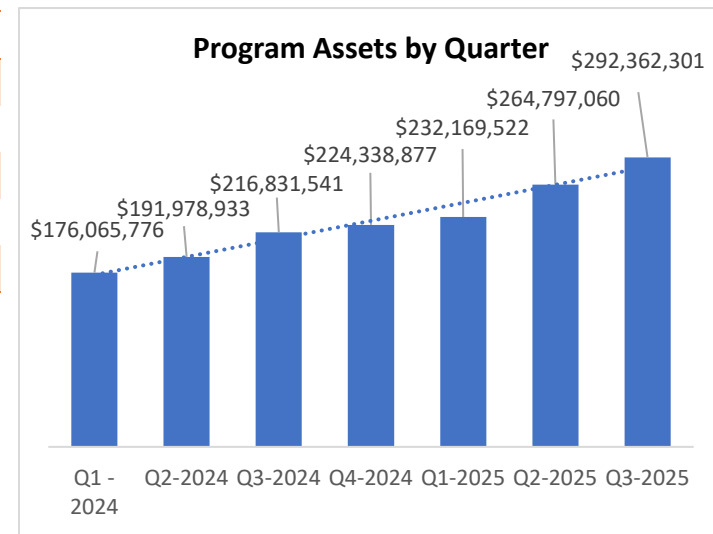


Monthly Dashboard – September 2025*

 Program	Current	August 2025	Change
• Total Assets	\$292,362,300.61	\$280,614,960.72	\$11,747,339.89
• Total Contributions	\$319,066,257.62	\$312,348,271.31	\$6,717,986.31
• Total Withdrawals	(\$101,137,605.50)	(\$98,052,010.60)	\$3,085,594.90
• Total Monthly Contributions	\$6,717,986.31	\$6,729,657.79	(\$11,671.48)
• Total Monthly Withdrawals	(\$3,085,594.90)	\$2,897,752.27	\$5,983,347.17

 Saver	Current	August 2025	Change
• Total Funded Accounts	162,003	159,946	2,057
• Payroll Contributing Accounts	186,712	184,186	2,526
• Multiple-Employer Accounts	26,202	25,693	509
• Self-Enrolled Funded Accounts	271	265	6
• Accounts with a Full Withdrawal	48,441	47,888	553
• Accounts with a Partial Withdrawal	8,078	7,901	177
• Full Withdrawal Rate	25.94%	26.00%	(0.06%)
• Average Monthly Contribution Amount	\$164.30	\$167.29	(\$2.99)
• Average Contribution Rate	6.26%	6.28%	(0.02%)
• Average Funded Account Balance	\$1,804.67	\$1,754.44	\$50.23
• Effective Opt-Out Rate	37.19%	37.23%	(0.04%)

 Employer	Current	August 2025	Change
• Total Registered	24,204	23,526	678
• Total Added Employee Data	27,395	26,878	517
• Total Submitting Payroll Deductions (Since Inception)	11,467	11,322	145
• Total Submitting Payroll Deductions (Last 90 Days)	7,698	7,669	29
• Total Exempted	67,867	66,748	1,119



*Data as of September 30, 2025