


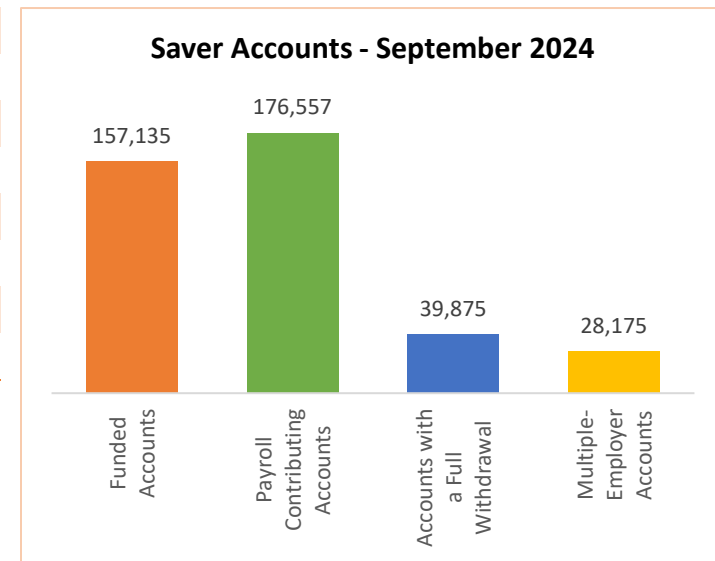
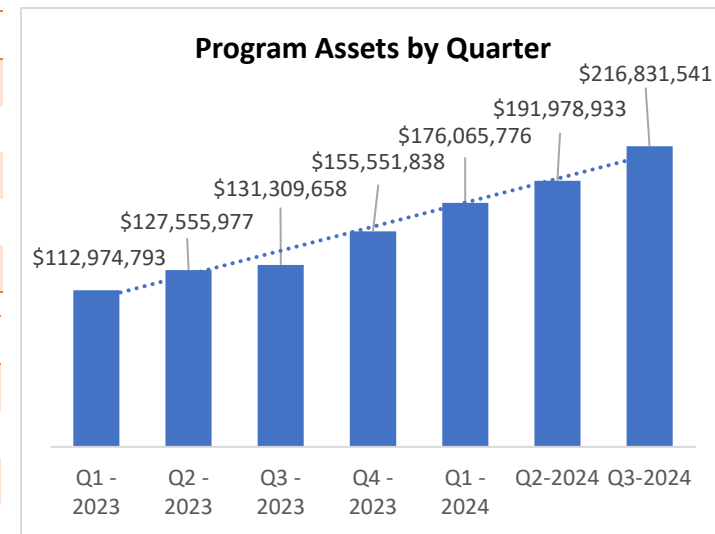


Monthly Dashboard – September 2024*

 Program	Current	August 2024	Change
• Total Assets	\$216,831,540.56	\$208,414,959.82	\$8,416,580.74
• Total Contributions	\$240,123,225.50	\$234,147,203.81	\$5,976,021.69
• Total Withdrawals	(\$67,013,166.96)	(\$65,089,807.82)	\$1,923,359.14
• Total Monthly Contributions	\$5,976,021.69	\$6,227,677.12	(\$251,655.43)
• Total Monthly Withdrawals	(\$1,923,359.14)	(\$2,189,707.96)	(\$266,348.82)

 Saver	Current	August 2024	Change
• Total Funded Accounts	157,135	155,503	1,632
• Payroll Contributing Accounts	176,557	174,522	2,035
• Multiple-Employer Accounts	28,175	27,597	578
• Self-Enrolled Funded Accounts	226	222	4
• Max Contribution Accounts	340	211	129
• Accounts with a Full Withdrawal	39,875	39,415	460
• Accounts with a Partial Withdrawal	6,040	5,898	142
• Full Withdrawal Rate	22.58%	22.58%	0.00%
• Average Monthly Contribution Amount	\$151.44	\$156.56	(\$5.12)
• Average Contribution Rate	6.03%	6.05%	(0.02%)
• Average Funded Account Balance	\$1,379.91	\$1,340.26	\$39.65
• Effective Opt-Out Rate	38.51%	38.65%	(0.14%)

 Employer	Current	August 2024	Change
• Total Registered	26,261	26,027	234
• Total Added Employee Data	24,310	24,045	265
• Total Submitting Payroll Deductions (Since Inception)	10,132	10,007	125
• Total Submitting Payroll Deductions (Last 90 Days)	7,573	7,588	(15)
• Total Exempted	57,588	57,135	453



*Data as of September 30, 2024