


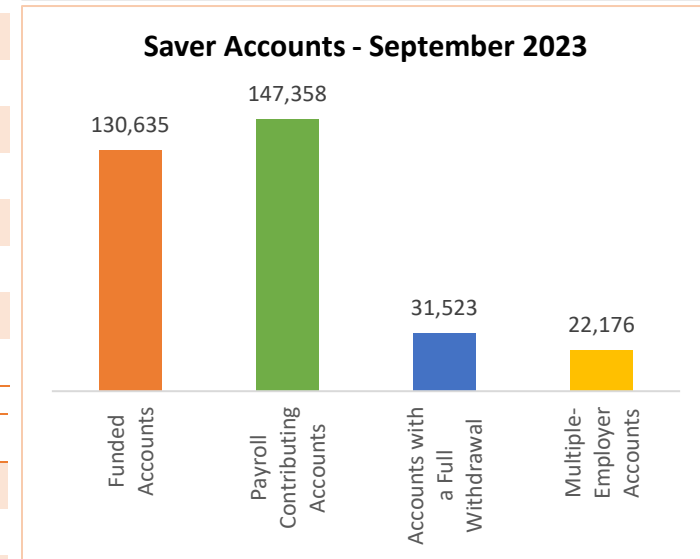
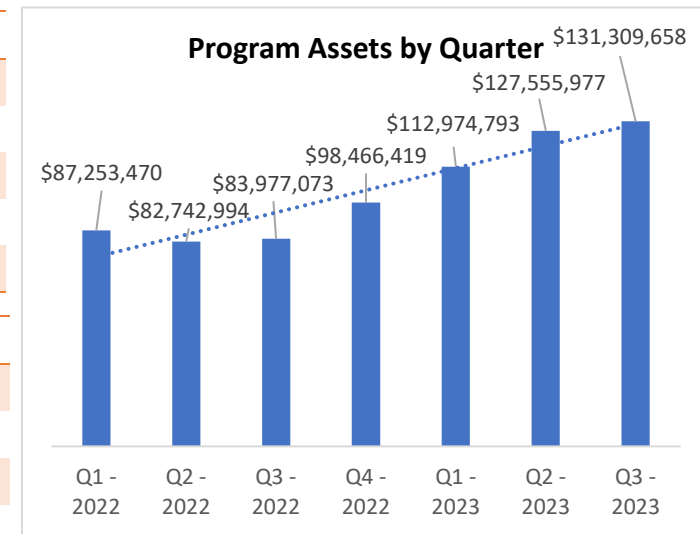


Monthly Dashboard – September 2023*

 Program	Current	August 2023	Change
• Total Assets	\$131,309,657.70	\$133,715,059.32	(\$2,405,401.62)
• Total Contributions	\$168,601,288.05	\$164,049,399.03	\$4,551,889.02
• Total Withdrawals	(\$42,242,823.61)	(\$40,901,337.54)	\$1,341,486.07
• Total Monthly Contributions	\$4,551,889.02	\$4,495,141.37	\$56,747.65
• Total Monthly Withdrawals	(\$1,341,486.07)	(\$1,541,093.87)	(\$199,607.80)

 Saver	Current	August 2023	Change
• Total Funded Accounts	130,635	128,392	2,243
• Payroll Contributing Accounts	147,358	145,119	2,239
• Multiple-Employer Accounts	22,176	21,549	627
• Self-Enrolled Funded Accounts	153	150	3
• Max Contribution Accounts	171	119	52
• Accounts with a Full Withdrawal	31,523	31,119	404
• Accounts with a Partial Withdrawal	4,279	4,169	110
• Withdrawal Rate	21.39%	21.44%	(0.05%)
• Average Monthly Contribution Amount	\$143.81	\$145.28	(\$1.47)
• Average Contribution Rate	5.82%	5.84%	(0.02%)
• Average Funded Account Balance	\$1,005.16	\$1,041.46	(\$36.30)
• Effective Opt-Out Rate	35.55%	34.90%	0.65%

 Employer	Current	August 2023	Change
• Total Registered	14,727	13,072	1,655
• Total Added Employee Data	12,249	10,554	1,695
• Total Submitting Payroll Deductions (Since Inception)	5,400	5,076	324
• Total Submitting Payroll Deductions (Last 90 Days)	4,090	3,796	294
• Total Exempted	42,765	41,844	921



*Data as of September 30, 2023