




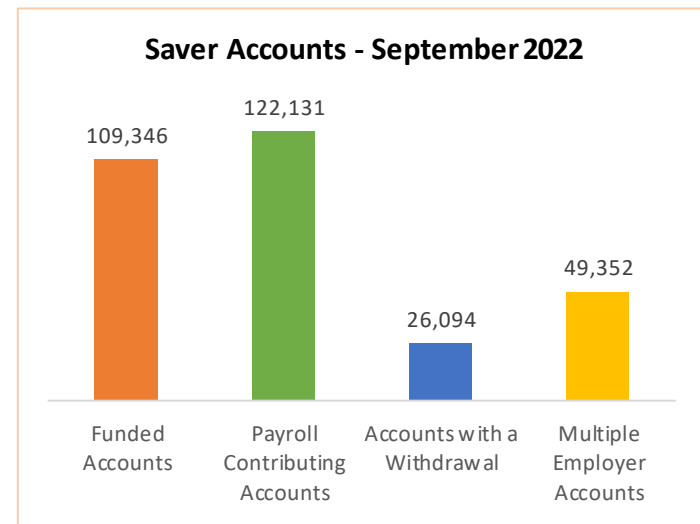
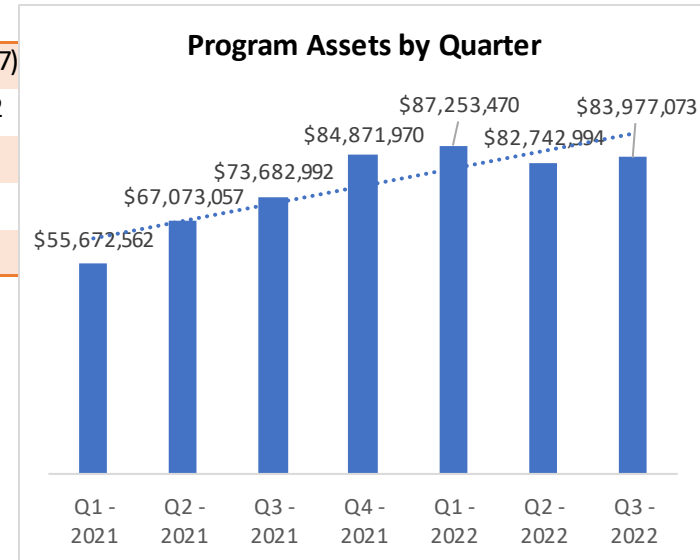
# Monthly Dashboard\* – September 2022



 Program	Current	August 2022	Change
• Total Assets	\$83,977,072.73	\$89,224,084.90	(\$5,247,012.17)
• Total Contributions	\$117,572,861.96	\$113,789,112.94	\$3,783,749.02
• Total Withdrawals	(\$25,695,320.61)	(\$24,735,335.43)	\$959,985.18
• Monthly Contributions Amount (Past 30 Days)	\$3,783,749.02	\$3,451,224.28	\$332,524.74
• Monthly Withdrawals Amount (Past 30 Days)	(\$959,985.18)	(\$1,003,700.36)	(\$43,715.18)

 Saver	Current	August 2022	Change
• Total Funded Accounts	109,346	107,758	1,588
• Total Payroll Contributing Accounts	122,131	120,560	1,571
• Accounts with a Withdrawal	26,094	25,711	383
• Multiple Employer Accounts	49,352	49,168	184
• Max Contribution Accounts	128	82	46
• Average Monthly Contribution Amount	\$144.29	\$134.37	\$9.92
• Average Deferral Rate (Funded Accounts)	5.53%	5.55%	(0.02%)
• Average Funded Account Balance	\$767.99	\$828.00	(\$60.01)
• Effective Opt-Out Rate	31.92%	32.58%	(0.66%)

 Employer	Current	August 2022	Change
• Total Registered	7,486	7,046	440
• Total Added Employee Data	5,148	4,793	355
• Total Submitting Payroll Deductions (Since Inception)	3,268	3,162	106
• Total Submitting Payroll Deductions (Last 90 Days)	2,404	2,329	75
• Total Exempted Employers	19,159	18,301	858



\*Data as of September 30<sup>th</sup>, 2022