




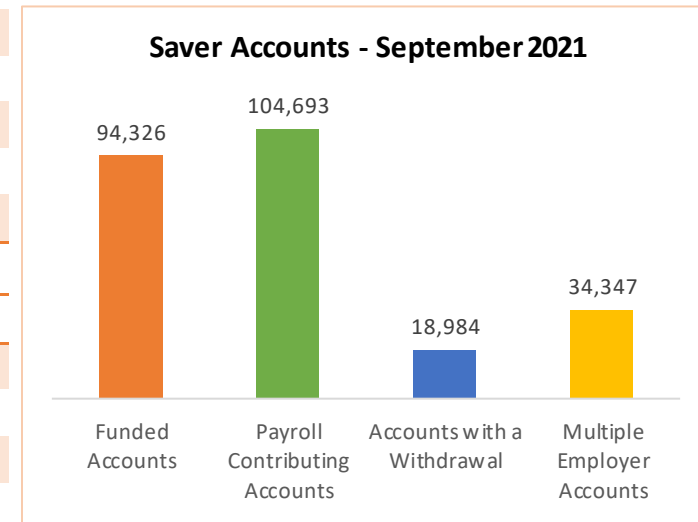
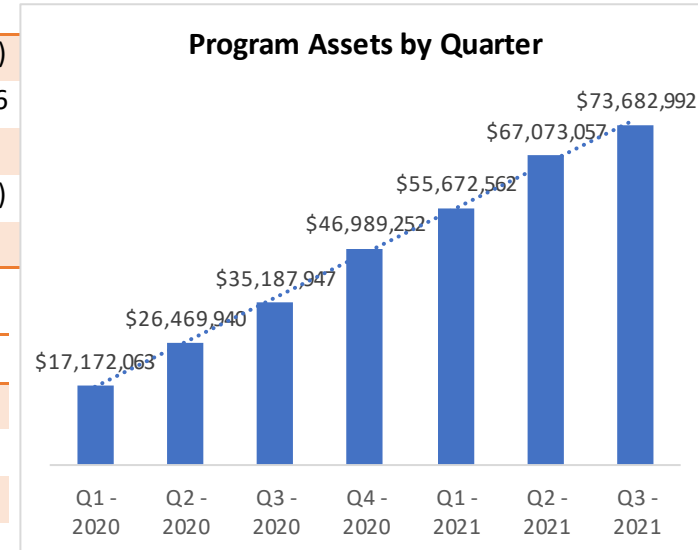
Monthly Dashboard* – September 2021



 Program	Current	August 2021	Change
• Total Assets	\$73,682,992.08	\$74,013,206.38	(\$330,214.30)
• Total Contributions	\$74,532,023.64	\$71,299,794.98	\$3,232,228.66
• Total Withdrawals	(\$12,700,792.42)	(\$11,914,375.58)	\$786,416.84
• Monthly Contributions Amount (Past 30 Days)	\$3,232,228.66	\$3,332,508.01	(\$100,279.35)
• Monthly Withdrawals Amount (Past 30 Days)	(\$786,416.84)	(\$808,926.78)	(\$22,509.94)

 Saver	Current	August 2021	Change
• Total Funded Accounts	94,326	93,126	1,200
• Total Payroll Contributing Accounts	104,693	103,248	1,445
• Accounts with a Withdrawal	18,984	18,548	436
• Multiple Employer Accounts	34,347	33,022	1,325
• Max Contribution Accounts	80	56	24
• Average Monthly Contribution Amount	\$112.96	\$114.24	(\$1.28)
• Average Deferral Rate (Funded Accounts)	5.05%	5.05%	0
• Average Funded Account Balance	\$781.15	\$794.76	(\$13.61)
• Effective Opt-Out Rate	33.55%	33.67%	(0.12%)

 Employer	Current	August 2021	Change
• Total Registered	6,178	6,146	32
• Total Added Employee Data	4,120	4,067	53
• Total Submitting Payroll Deductions	2,868	2,856	12
• Total Exempted Employers	11,963	11,678	285



*Data as of September 30th, 2021