


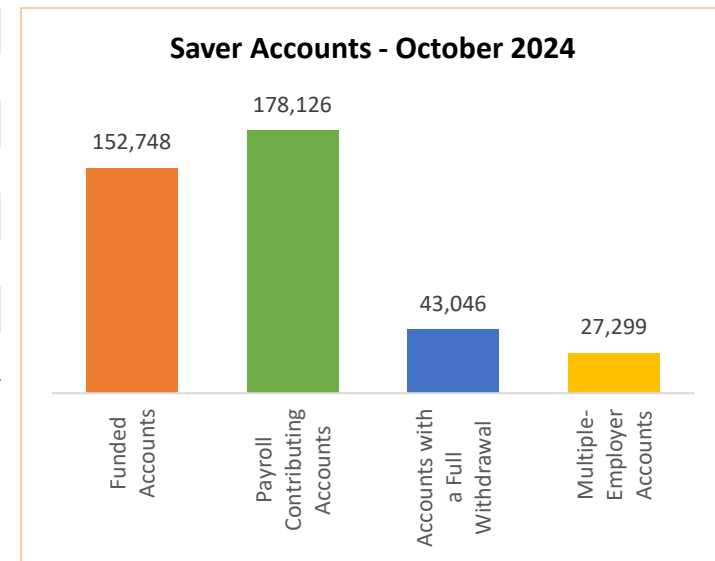
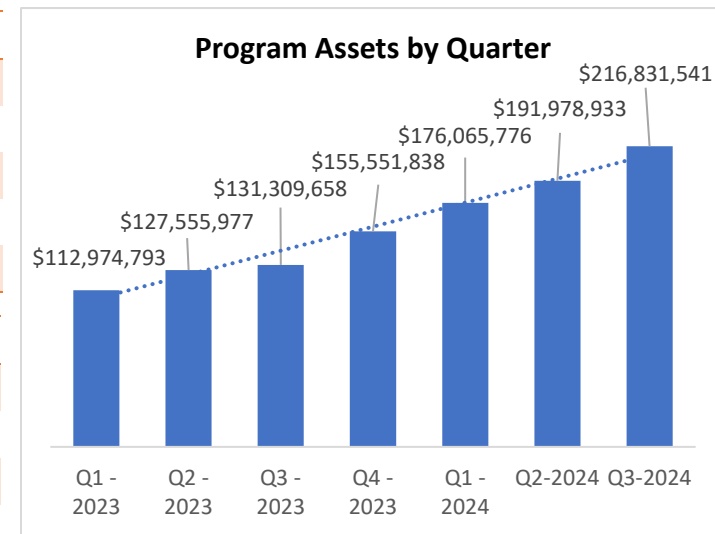


Monthly Dashboard – October 2024*

 Program	Current	September 2024	Change
• Total Assets	\$215,524,770.20	\$216,831,540.56	(\$1,306,770.36)
• Total Contributions	\$246,635,303.00	\$240,123,225.50	\$6,512,077.50
• Total Withdrawals	(\$69,323,609.40)	(\$67,013,166.96)	\$2,310,442.44
• Total Monthly Contributions	\$6,163,902.54	\$5,976,021.69	\$187,880.85
• Total Monthly Withdrawals	(\$2,199,420.81)	(\$1,923,359.14)	\$276,061.67

 Saver	Current	September 2024	Change
• Total Funded Accounts	152,748	157,135	(4,387)
• Payroll Contributing Accounts	178,126	176,557	1,569
• Multiple-Employer Accounts	27,299	28,175	(876)
• Self-Enrolled Funded Accounts	225	226	(1)
• Max Contribution Accounts	528	340	188
• Accounts with a Full Withdrawal	43,046	39,875	3,171
• Accounts with a Partial Withdrawal	6,194	6,040	154
• Full Withdrawal Rate	22.71%	22.58%	0.13%
• Average Monthly Contribution Amount	\$156.57	\$151.44	\$5.13
• Average Contribution Rate	6.01%	6.03%	(0.02%)
• Average Funded Account Balance	\$1,410.98	\$1,379.91	\$31.07
• Effective Opt-Out Rate	38.44%	38.51%	(0.07%)

 Employer	Current	September 2024	Change
• Total Registered	27,278	26,261	1,017
• Total Added Employee Data	25,040	24,310	730
• Total Submitting Payroll Deductions (Since Inception)	10,259	10,132	127
• Total Submitting Payroll Deductions (Last 90 Days)	7,620	7,573	47
• Total Exempted	58,448	57,588	860



*Data as of October 31, 2024