


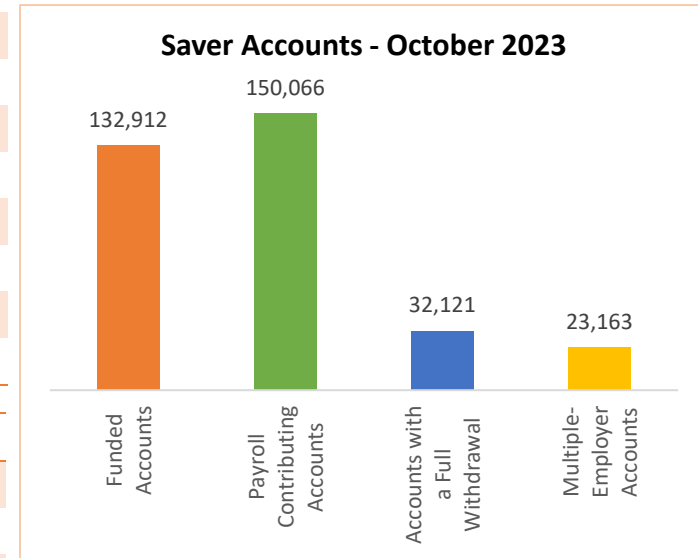
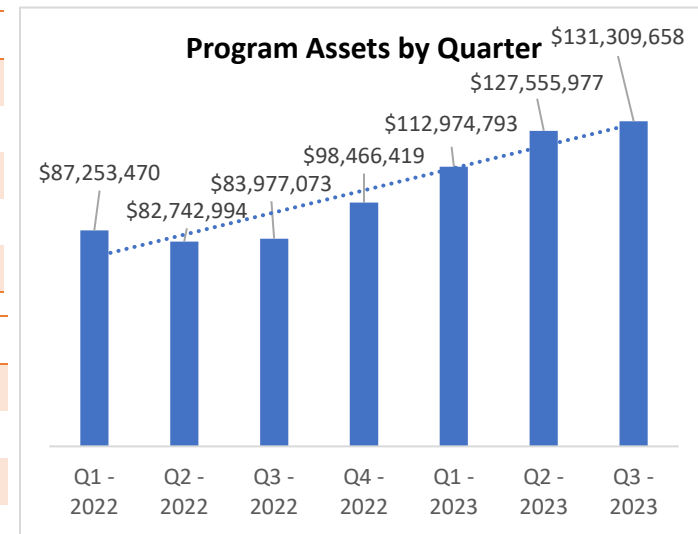


Monthly Dashboard – October 2023*

 Program	Current	September 2023	Change
• Total Assets	\$130,832,612.51	\$131,309,657.70	(\$477,045.19)
• Total Contributions	\$173,303,864.69	\$168,601,288.05	\$4,702,576.64
• Total Withdrawals	(\$43,690,196.80)	(\$42,242,823.61)	\$1,447,373.19
• Total Monthly Contributions	\$4,702,576.64	\$4,551,889.02	\$150,687.62
• Total Monthly Withdrawals	(\$1,447,373.19)	(\$1,341,486.07)	\$105,887.12

 Saver	Current	September 2023	Change
• Total Funded Accounts	132,912	130,635	2,277
• Payroll Contributing Accounts	150,066	147,358	2,708
• Multiple-Employer Accounts	23,163	22,176	987
• Self-Enrolled Funded Accounts	160	153	7
• Max Contribution Accounts	251	171	80
• Accounts with a Full Withdrawal	32,121	31,523	598
• Accounts with a Partial Withdrawal	4,384	4,279	105
• Withdrawal Rate	21.40%	21.39%	0.01%
• Average Monthly Contribution Amount	\$144.04	\$143.81	\$0.23
• Average Contribution Rate	5.80%	5.82%	(0.02%)
• Average Funded Account Balance	\$984.36	\$1,005.16	(\$20.80)
• Effective Opt-Out Rate	37.31%	35.55%	1.76%

 Employer	Current	September 2023	Change
• Total Registered	23,157	14,727	8,430
• Total Added Employee Data	17,064	12,249	4,815
• Total Submitting Payroll Deductions (Since Inception)	5,918	5,400	518
• Total Submitting Payroll Deductions (Last 90 Days)	4,577	4,090	487
• Total Exempted	47,495	42,765	4,730



*Data as of October 31, 2023