




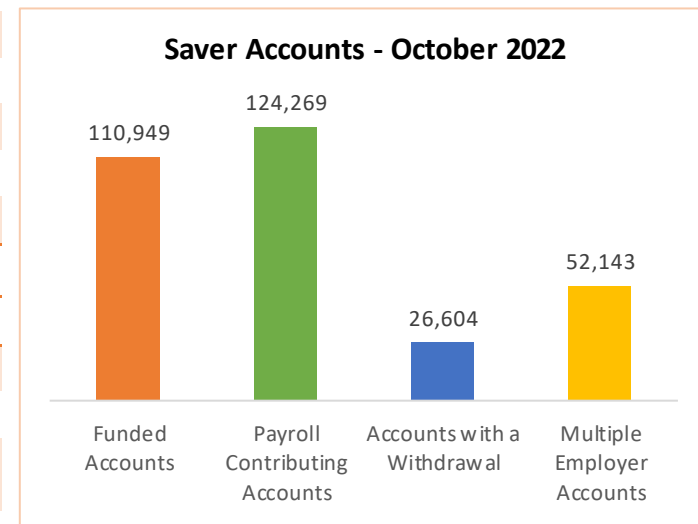
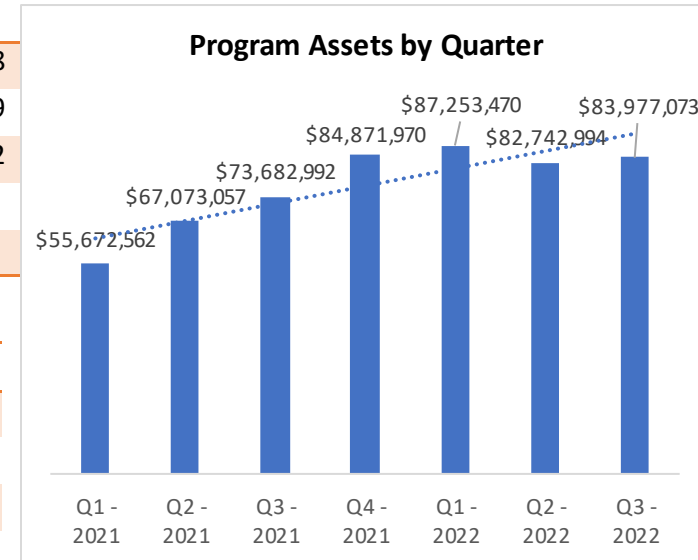
# Monthly Dashboard\* – October 2022



 Program	Current	September 2022	Change
• Total Assets	\$90,585,875.11	\$83,977,072.73	\$6,608,802.38
• Total Contributions	\$121,052,610.65	\$117,572,861.96	\$3,479,748.69
• Total Withdrawals	(\$26,707,053.73)	(\$25,695,320.61)	\$1,011,733.12
• Monthly Contributions Amount (Past 30 Days)	\$3,479,748.69	\$3,783,749.02	(\$304,000.33)
• Monthly Withdrawals Amount (Past 30 Days)	(\$1,011,733.12)	(\$959,985.18)	\$51,747.94

 Saver	Current	September 2022	Change
• Total Funded Accounts	110,949	109,346	1,603
• Total Payroll Contributing Accounts	124,269	122,131	2,138
• Accounts with a Withdrawal	26,604	26,094	510
• Multiple Employer Accounts	52,143	49,352	2,791
• Max Contribution Accounts	178	128	50
• Average Monthly Contribution Amount	\$131.89	\$144.29	(\$12.40)
• Average Deferral Rate (Funded Accounts)	5.52	5.53%	(0.01%)
• Average Funded Account Balance	\$816.46	\$767.99	\$48.47
• Effective Opt-Out Rate	32.02%	31.92%	0.10%

 Employer	Current	September 2022	Change
• Total Registered	9,019	7,486	1,533
• Total Added Employee Data	5,817	5,148	669
• Total Submitting Payroll Deductions (Since Inception)	3,399	3,268	131
• Total Submitting Payroll Deductions (Last 90 Days)	2,501	2,404	97
• Total Exempted Employers	20,824	19,159	1,665



\*Data as of October 31<sup>st</sup>, 2022