




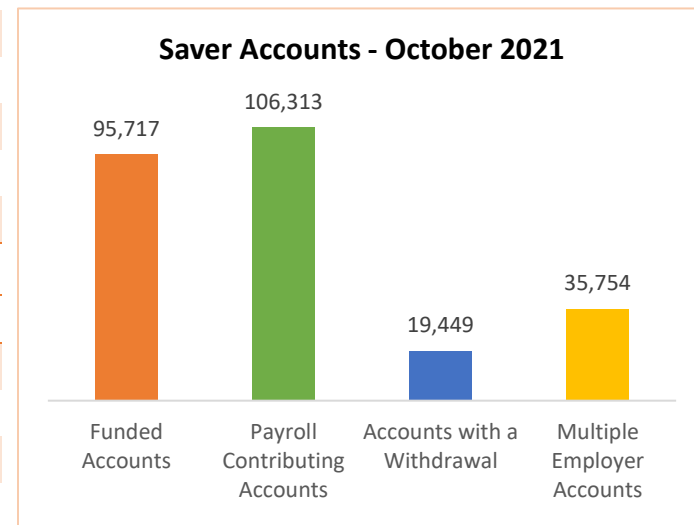
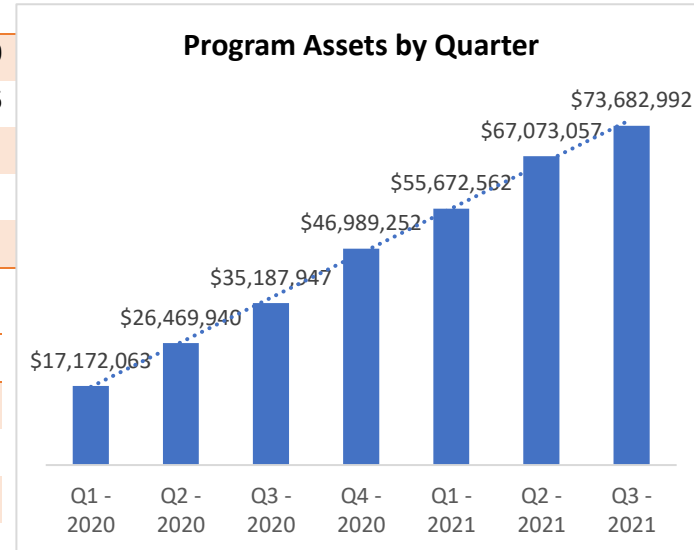
# Monthly Dashboard\* – October 2021



 Program	Current	September 2021	Change
• Total Assets	\$79,518,810.48	\$73,682,992.08	\$5,835,818.40
• Total Contributions	\$77,904,964.30	\$74,532,023.64	\$3,372,940.66
• Total Withdrawals	(\$13,477,811.98)	(\$12,700,792.42)	\$777,019.56
• Monthly Contributions Amount (Past 30 Days)	\$3,146,310.87	\$3,232,228.66	(\$85,917.79)
• Monthly Withdrawals Amount (Past 30 Days)	(\$753,072.35)	(\$786,416.84)	(\$33,344.49)

 Saver	Current	September 2021	Change
• Total Funded Accounts	95,717	94,326	1,391
• Total Payroll Contributing Accounts	106,313	104,693	1,620
• Accounts with a Withdrawal	19,449	18,984	465
• Multiple Employer Accounts	35,754	34,347	1,407
• Max Contribution Accounts	112	80	32
• Average Monthly Contribution Amount	\$110.68	\$112.96	(\$2.28)
• Average Deferral Rate (Funded Accounts)	5.04%	5.05%	(0.01%)
• Average Funded Account Balance	\$830.77	\$781.15	\$49.62
• Effective Opt-Out Rate	33.54%	33.55%	(0.01%)

 Employer	Current	September 2021	Change
• Total Registered	6,296	6,178	118
• Total Added Employee Data	4,185	4,120	65
• Total Submitting Payroll Deductions	2,886	2,868	18
• Total Exempted Employers	12,342	11,963	379



\*Data as of October 31<sup>st</sup>, 2021