


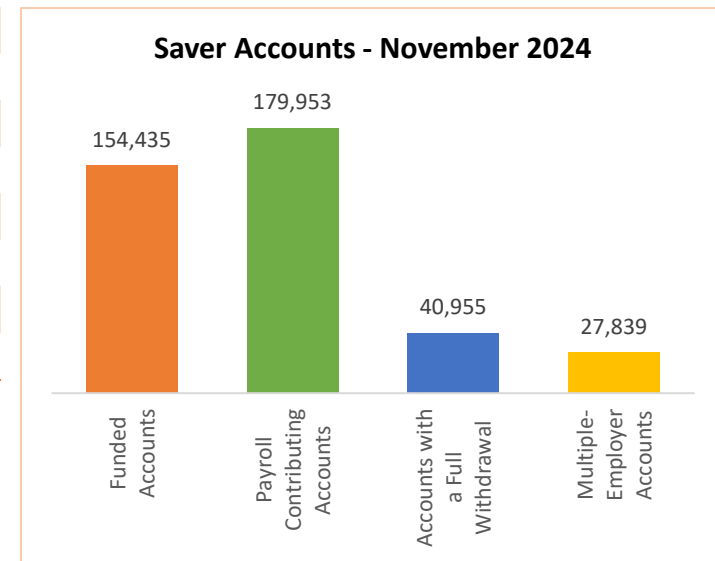
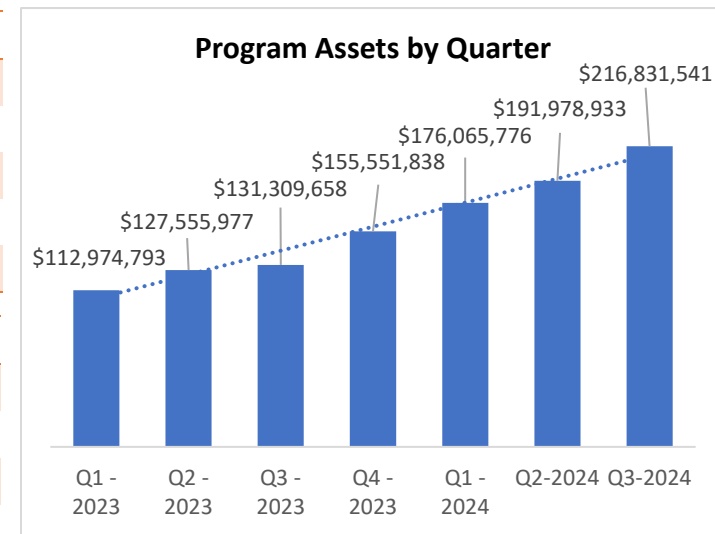


Monthly Dashboard – November 2024*

 Program	Current	October 2024	Change
• Total Assets	\$227,236,318.75	\$215,524,770.20	\$11,711,548.55
• Total Contributions	\$252,750,311.55	\$246,635,303.00	\$6,115,008.55
• Total Withdrawals	(\$71,686,661.57)	(\$69,323,609.40)	\$2,363,052.17
• Total Monthly Contributions	\$6,115,008.55	\$6,163,902.54	(\$48,893.99)
• Total Monthly Withdrawals	(\$2,363,052.17)	(\$2,199,420.81)	\$163,631.36

 Saver	Current	October 2024	Change
• Total Funded Accounts	154,435	152,748	1,687
• Payroll Contributing Accounts	179,953	178,126	1,827
• Multiple-Employer Accounts	27,839	27,299	540
• Self-Enrolled Funded Accounts	231	225	6
• Max Contribution Accounts	750	528	222
• Accounts with a Full Withdrawal	40,955	43,046	(2,091)
• Accounts with a Partial Withdrawal	6,361	6,194	167
• Full Withdrawal Rate	22.76%	22.71%	0.05%
• Average Monthly Contribution Amount	\$154.88	\$156.57	(\$1.69)
• Average Contribution Rate	6.00%	6.01%	(0.01%)
• Average Funded Account Balance	\$1,471.40	\$1,410.98	\$60.42
• Effective Opt-Out Rate	38.37%	38.44%	(0.07%)

 Employer	Current	October 2024	Change
• Total Registered	27,479	27,278	201
• Total Added Employee Data	25,511	25,040	471
• Total Submitting Payroll Deductions (Since Inception)	10,423	10,259	164
• Total Submitting Payroll Deductions (Last 90 Days)	7,685	7,620	65
• Total Exempted	58,699	58,448	251



*Data as of November 30, 2024