


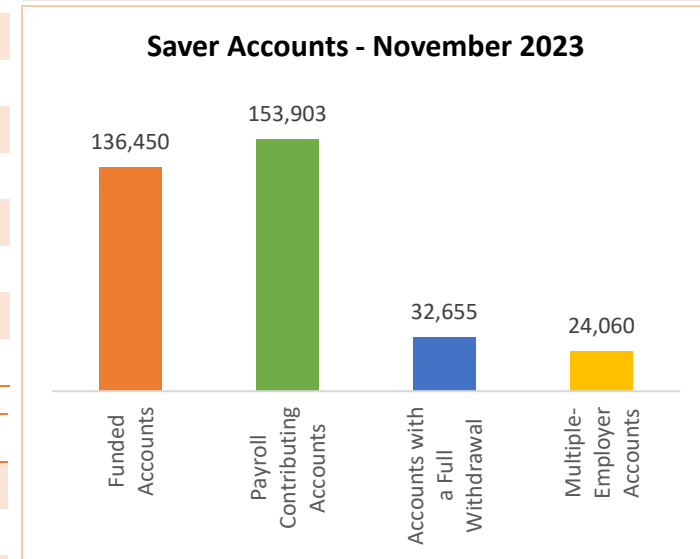
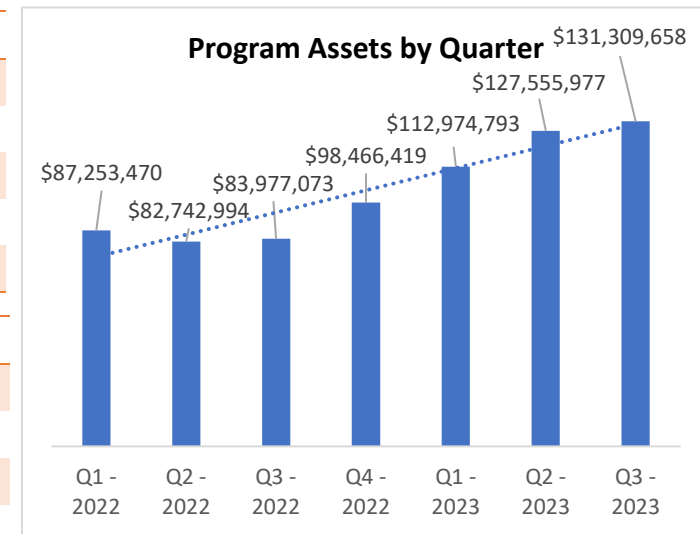


Monthly Dashboard – November 2023*

 Program	Current	October 2023	Change
• Total Assets	\$145,045,514.65	\$130,832,612.51	\$14,212,902.14
• Total Contributions	\$178,256,367.18	\$173,303,864.69	\$4,952,502.49
• Total Withdrawals	(\$45,212,817.20)	(\$43,690,196.80)	\$1,522,620.40
• Total Monthly Contributions	\$4,952,502.49	\$4,702,576.64	\$249,925.85
• Total Monthly Withdrawals	(\$1,522,620.40)	(\$1,447,373.19)	\$75,247.21

 Saver	Current	October 2023	Change
• Total Funded Accounts	136,450	132,912	3,538
• Payroll Contributing Accounts	153,903	150,066	3,837
• Multiple-Employer Accounts	24,060	23,163	897
• Self-Enrolled Funded Accounts	165	160	5
• Max Contribution Accounts	388	251	137
• Accounts with a Full Withdrawal	32,665	32,121	544
• Accounts with a Partial Withdrawal	4,502	4,384	118
• Withdrawal Rate	21.22%	21.40%	(0.18%)
• Average Monthly Contribution Amount	\$142.56	\$144.04	(\$1.48)
• Average Contribution Rate	5.78%	5.80%	(0.02%)
• Average Funded Account Balance	\$1,062.99	\$984.36	\$78.63
• Effective Opt-Out Rate	39.96%	37.31%	2.65%

 Employer	Current	October 2023	Change
• Total Registered	24,822	23,157	1,665
• Total Added Employee Data	20,968	17,064	3,904
• Total Submitting Payroll Deductions (Since Inception)	6,691	5,918	773
• Total Submitting Payroll Deductions (Last 90 Days)	5,302	4,577	725
• Total Exempted	49,368	47,495	1,873



*Data as of November 30, 2023