


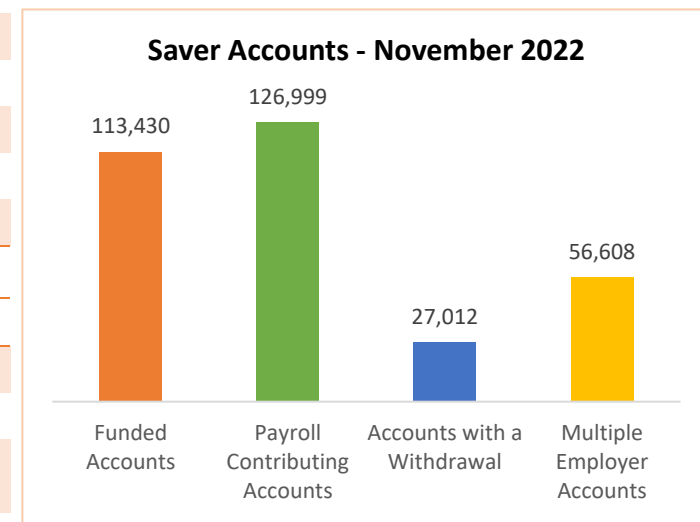
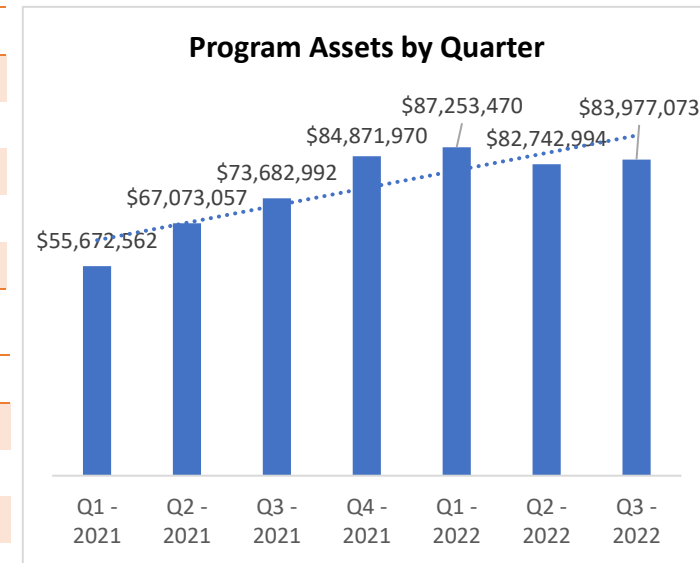


Monthly Dashboard* – November 2022

 Program	Current	October 2022	Change
• Total Assets	\$99,936,798.69	\$90,585,875.11	\$9,350,923.58
• Total Contributions	\$124,788,280.42	\$121,052,610.65	\$3,735,669.77
• Total Withdrawals	(\$27,714,724.89)	(\$26,707,053.73)	\$1,007,671.16
• Monthly Contributions Amount (Past 30 Days)	\$3,735,669.77	\$3,479,748.69	\$255,921.08
• Monthly Withdrawals Amount (Past 30 Days)	(\$1,007,671.16)	(\$1,011,733.12)	(\$4,061.96)

 Saver	Current	October 2022	Change
• Total Funded Accounts	113,430	110,949	2,481
• Total Payroll Contributing Accounts	126,999	124,269	2,730
• Accounts with a Withdrawal	27,012	26,604	408
• Multiple Employer Accounts	56,608	52,143	4,465
• Max Contribution Accounts	256	178	78
• Average Monthly Contribution Amount	\$133.60	\$131.89	\$1.71
• Average Deferral Rate (Funded Accounts)	5.50%	5.52%	(0.02%)
• Average Funded Account Balance	\$881.04	\$816.46	\$64.58
• Effective Opt-Out Rate	32.24%	32.02%	0.22%

 Employer	Current	October 2022	Change
• Total Registered	9,075	9,019	56
• Total Added Employee Data	6,760	5,817	943
• Total Submitting Payroll Deductions (Since Inception)	3,612	3,399	213
• Total Submitting Payroll Deductions (Last 90 Days)	2,705	2,501	204
• Total Exempted Employers	22,876	20,824	2,052



*Data as of November 30, 2022