




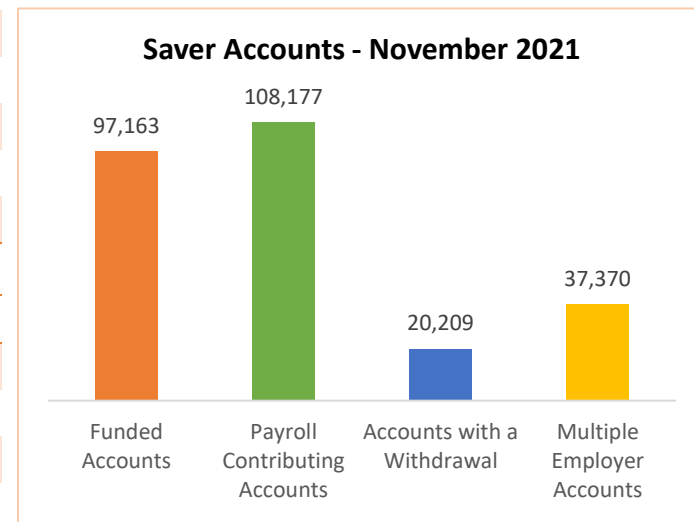
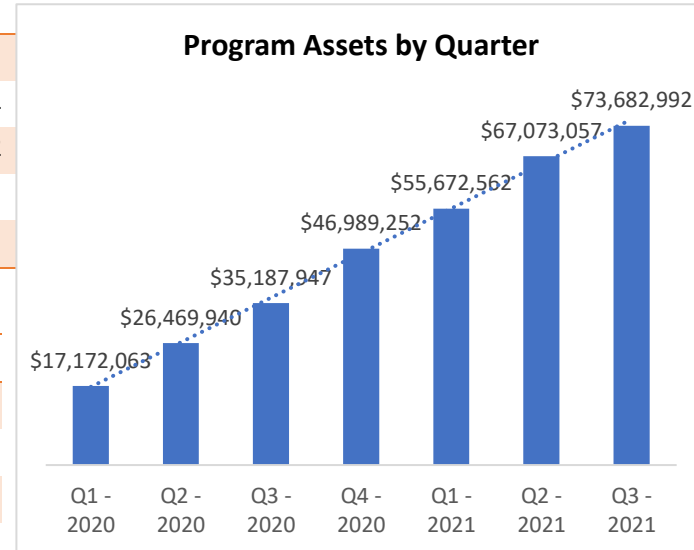
Monthly Dashboard* – November 2021



 Program	Current	October 2021	Change
• Total Assets	\$80,099,527.30	\$79,518,810.48	\$580,716.82
• Total Contributions	\$81,289,850.11	\$77,904,964.30	\$3,384,885.81
• Total Withdrawals	(\$14,586,378.70)	(\$13,477,811.98)	\$1,108,566.72
• Monthly Contributions Amount (Past 30 Days)	\$3,384,885.81	\$3,146,310.87	\$238,574.94
• Monthly Withdrawals Amount (Past 30 Days)	(\$1,108,566.72)	(\$753,072.35)	\$355,494.37

 Saver	Current	October 2021	Change
• Total Funded Accounts	97,163	95,717	1,446
• Total Payroll Contributing Accounts	108,177	106,313	1,864
• Accounts with a Withdrawal	20,209	19,449	760
• Multiple Employer Accounts	37,370	35,754	1,616
• Max Contribution Accounts	154	112	42
• Average Monthly Contribution Amount	\$116.5	\$110.68	\$5.82
• Average Deferral Rate (Funded Accounts)	5.05%	5.04%	0.01%
• Average Funded Account Balance	\$824.38	\$830.77	(\$6.39)
• Effective Opt-Out Rate	33.52%	33.54%	(0.02%)

 Employer	Current	October 2021	Change
• Total Registered	6,386	6,296	90
• Total Added Employee Data	4,258	4,185	73
• Total Submitting Payroll Deductions	2,925	2,886	39
• Total Exempted Employers	12,604	12,342	262



*Data as of November 30th, 2021