




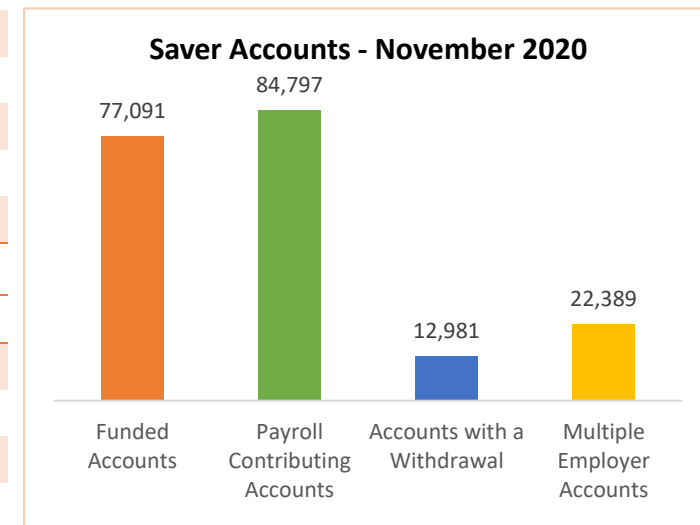
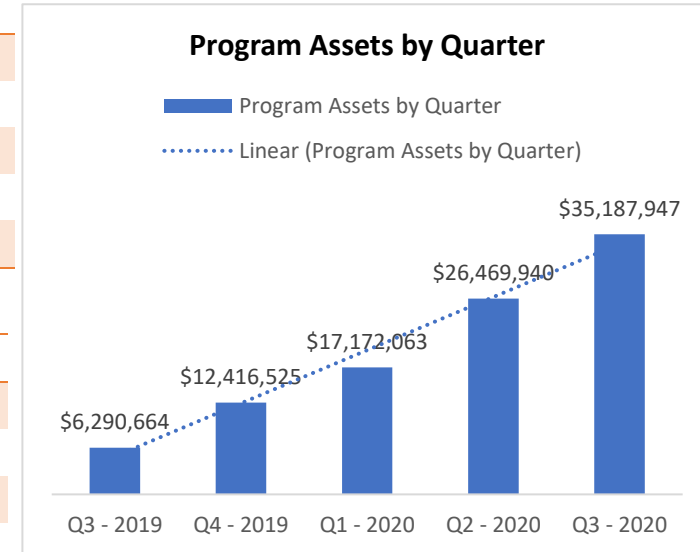
Monthly Dashboard* – November 2020



 Program	Current	October 2020	Change
• Total Assets	\$42,803,616.84	\$36,791,780.12	\$6,011,836.72
• Total Contributions	\$42,788,346.09	\$40,011,125.33	\$2,777,220.76
• Total Withdrawals	(\$5,563,122.78)	(\$5,054,958.47)	\$508,164.31
• Monthly Contributions Amount (Past 30 Days)	\$2,777,220.76	\$2,712,792.97	\$64,427.79
• Monthly Withdrawals Amount (Past 30 Days)	(\$508,164.31)	(\$573,152.20)	(\$64,987.89)

 Saver	Current	October 2020	Change
• Total Funded Accounts	77,091	74,348	2,743
• Total Payroll Contributing Accounts	84,797	81,743	3,054
• Accounts with a Withdrawal	12,981	12,429	552
• Multiple Employer Accounts	22,389	21,099	1,290
• Max Contribution Accounts	74	54	20
• Average Monthly Contribution Amount	\$90.27	\$89.62	\$0.65
• Average Deferral Rate (Funded Accounts)	5.02%	5.01%	0.01%
• Average Funded Account Balance	\$555.23	\$494.86	\$60.37
• Effective Opt-Out Rate	36.38%	36.77%	(0.39%)

 Employer	Current	October 2020	Change
• Total Registered	6,087	6,023	64
• Total Added Employee Data	3,913	3,796	117
• Total Submitting Payroll Deductions	2,621	2,566	55
• Total Exempted Employers	11,002	10,819	183



*Data as of November 30, 2020