


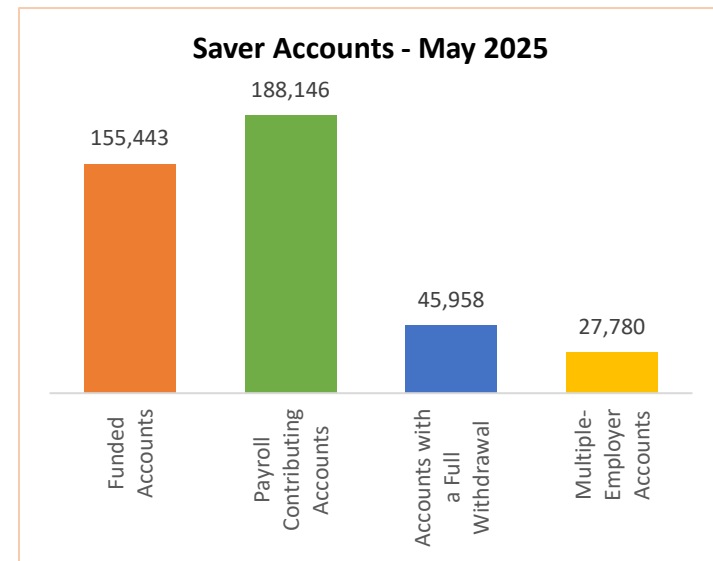
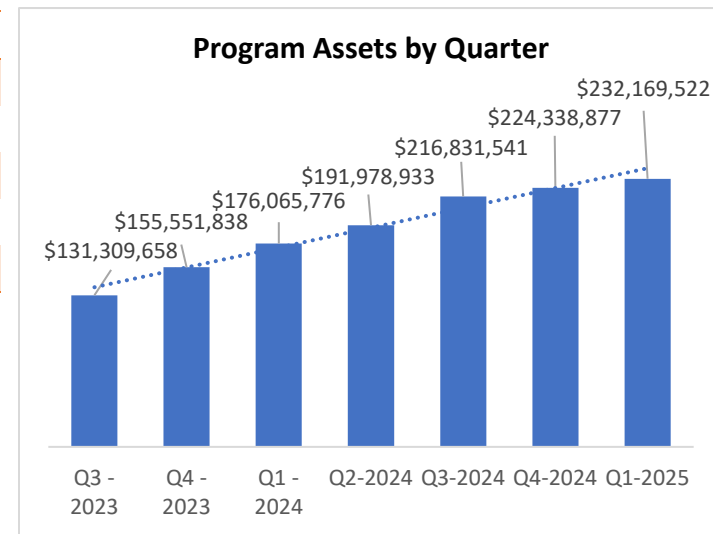


# Monthly Dashboard – May 2025\*

 <b>Program</b>	<b>Current</b>	<b>April 2025</b>	<b>Change</b>
• Total Assets	\$251,104,303.79	\$236,463,449.60	\$14,640,854.19
• Total Contributions	\$292,017,461.61	\$285,075,296.47	\$6,942,165.14
• Total Withdrawals	(\$88,938,784.40)	(\$86,430,470.39)	\$2,508,314.01
• Total Monthly Contributions	\$6,711,269.20	\$6,773,695.87	(\$62,426.67)
• Total Monthly Withdrawals	(\$2,420,907.91)	(\$2,751,793.28)	(\$330,885.37)

 <b>Saver</b>	<b>Current</b>	<b>April 2025</b>	<b>Change</b>
• Total Funded Accounts	155,443	153,704	1,739
• Payroll Contributing Accounts	188,146	186,484	1,662
• Multiple-Employer Accounts	27,780	27,402	378
• Self-Enrolled Funded Accounts	253	251	2
• Accounts with a Full Withdrawal	45,958	45,287	671
• Accounts with a Partial Withdrawal	7,339	7,169	170
• Full Withdrawal Rate	24.43%	24.28%	0.15%
• Average Monthly Contribution Amount	\$168.85	\$171.72	(\$2.87)
• Average Contribution Rate	6.34%	6.36%	(0.02%)
• Average Funded Account Balance	\$1,615.41	\$1,538.43	\$76.98
• Effective Opt-Out Rate	37.80%	37.99%	(0.19%)

 <b>Employer</b>	<b>Current</b>	<b>April 2025</b>	<b>Change</b>
• Total Registered	27,436	27,481	(45)
• Total Added Employee Data	26,268	26,131	137
• Total Submitting Payroll Deductions (Since Inception)	11,050	10,968	82
• Total Submitting Payroll Deductions (Last 90 Days)	7,704	7,643	61
• Total Exempted	59,682	59,521	161



\*Data as of May 31, 2025