


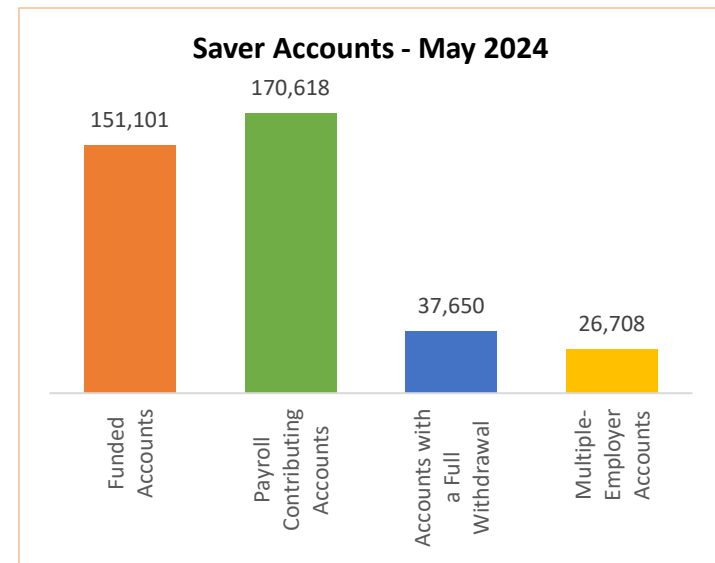
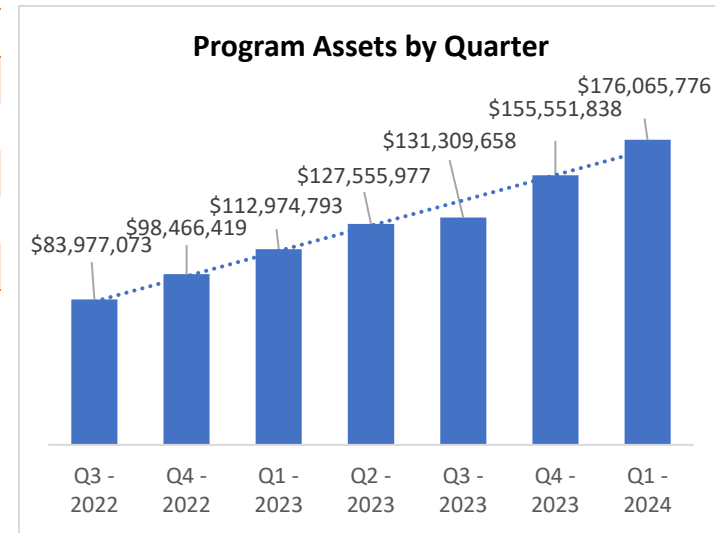


Monthly Dashboard – May 2024*

 Program	Current	April 2024	Change
• Total Assets	\$184,997,418.20	\$173,622,325.28	\$11,375,092.92
• Total Contributions	\$215,111,988.00	\$208,304,904.71	\$6,807,083.29
• Total Withdrawals	(\$58,332,929.92)	(\$56,046,015.19)	\$2,286,914.73
• Total Monthly Contributions	\$6,524,225.82	\$6,939,695.10	(\$415,469.28)
• Total Monthly Withdrawals	(\$2,215,372.40)	(\$2,292,250.36)	(\$76,877.96)

 Saver	Current	April 2024	Change
• Total Funded Accounts	151,101	148,953	2,148
• Payroll Contributing Accounts	170,618	168,370	2,248
• Multiple-Employer Accounts	26,708	26,305	403
• Self-Enrolled Funded Accounts	204	203	1
• Max Contribution Accounts	63	41	22
• Accounts with a Full Withdrawal	37,650	36,994	656
• Accounts with a Partial Withdrawal	5,416	5,248	168
• Full Withdrawal Rate	22.07%	21.97%	0.10%
• Average Monthly Contribution Amount	\$159.58	\$170.55	(\$10.97)
• Average Contribution Rate	6.09%	6.11%	(0.02%)
• Average Funded Account Balance	\$1,224.33	\$1,165.62	\$58.71
• Effective Opt-Out Rate	38.79%	38.95%	(0.16%)

 Employer	Current	April 2024	Change
• Total Registered	25,488	25,446	42
• Total Added Employee Data	23,437	23,347	90
• Total Submitting Payroll Deductions (Since Inception)	9,710	9,554	156
• Total Submitting Payroll Deductions (Last 90 Days)	7,669	7,627	42
• Total Exempted	52,233	52,054	179



*Data as of May 31, 2024