


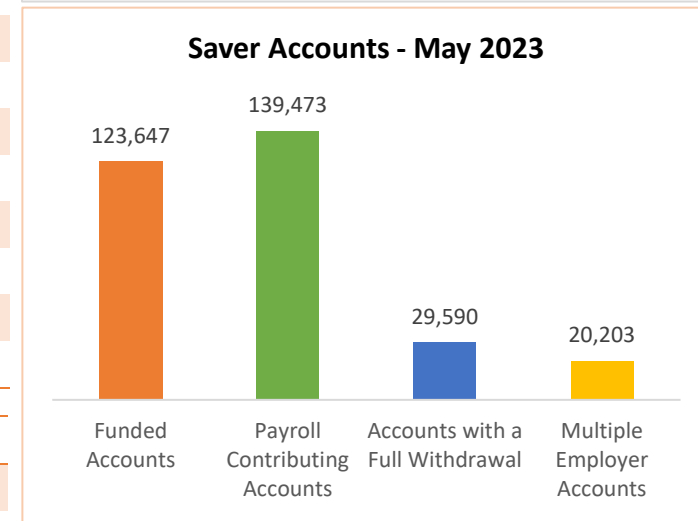
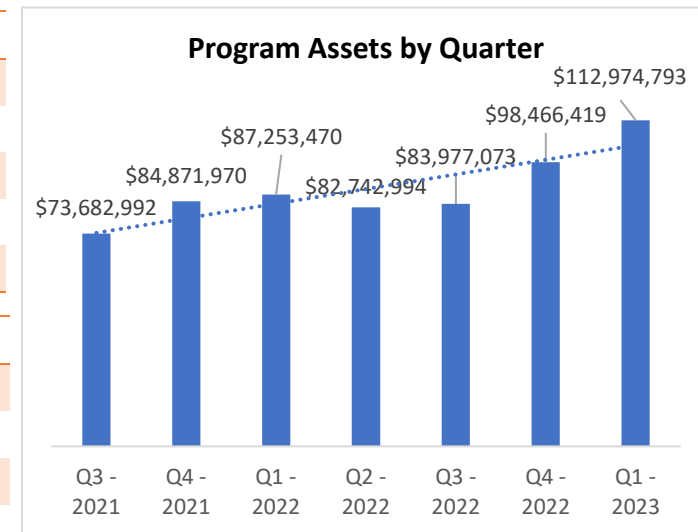


Monthly Dashboard – May 2023*

 Program	Current	April 2023	Change
• Total Assets	\$118,616,362.08	\$116,978,692.17	\$1,637,669.91
• Total Contributions	\$150,329,222.34	\$145,584,441.10	\$4,744,781.24
• Total Withdrawals	(\$36,333,791.19)	(\$34,665,440.10)	\$1,668,351.09
• Total Monthly Contributions	\$4,533,831.17	\$4,077,225.35	\$456,605.82
• Total Monthly Withdrawals	(\$1,569,593.91)	(\$1,437,281.05)	\$132,312.86

 Saver	Current	April 2023	Change
• Total Funded Accounts	123,647	122,481	1,166
• Payroll Contributing Accounts	139,473	137,946	1,527
• Multiple-Employer Accounts**	20,203	68,016	(47,813)
• Self-Enrolled Funded Accounts	142	140	2
• Max Contribution Accounts	29	21	8
• Accounts with a Full Withdrawal	29,590	28,968	622
• Accounts with a Partial Withdrawal	3,835	3,709	126
• Withdrawal Rate	21.22%	21.00%	0.22%
• Average Monthly Contribution Amount	\$147.91	\$135.22	\$12.69
• Average Contribution Rate	5.88%	5.90%	(0.02%)
• Average Funded Account Balance	\$959.31	\$955.08	\$4.23
• Effective Opt-Out Rate	33.97%	33.98%	(0.01%)

 Employer	Current	April 2023	Change
• Total Registered	9,718	9,610	108
• Total Added Employee Data	8,047	7,931	116
• Total Submitting Payroll Deductions (Since Inception)	4,813	4,703	110
• Total Submitting Payroll Deductions (Last 90 Days)	3,678	3,634	44
• Total Exempted	24,409	24,243	166



*Data as of May 31, 2023

**Definition of “Multiple-Employer Accounts” was updated in May from number of employees associated with more than one employer to number of funded account holders associated with more than one registered employer.