




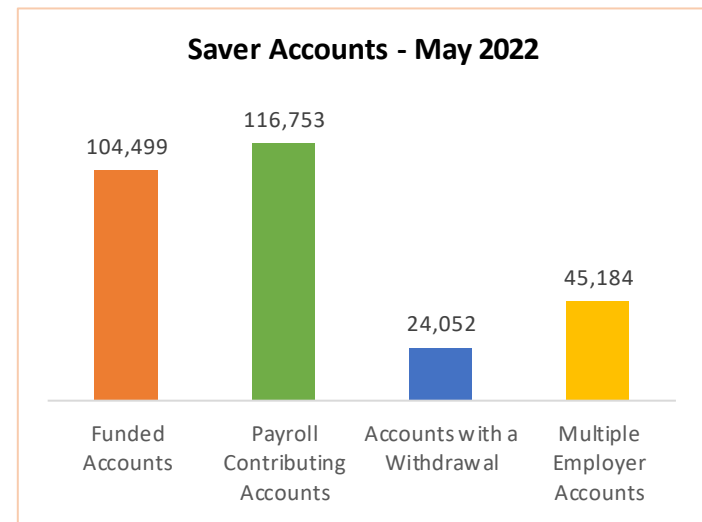
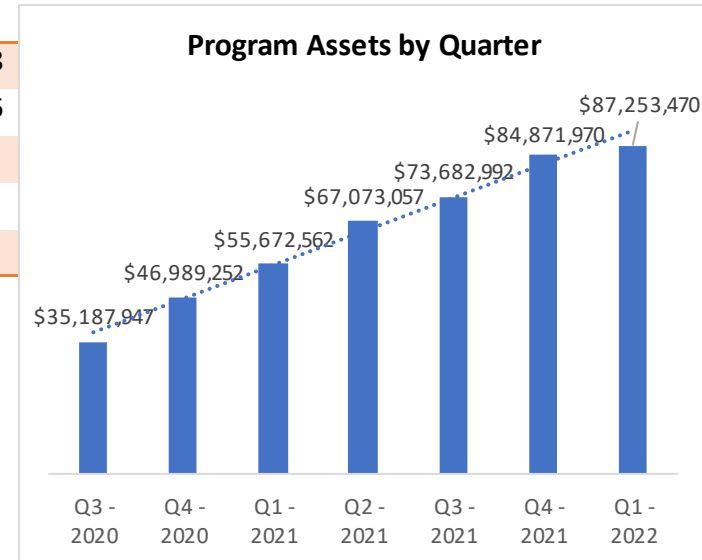
Monthly Dashboard* – May 2022



 Program	Current	April 2022	Change
• Total Assets	\$86,477,121.10	\$83,579,968.92	\$2,897,152.18
• Total Contributions	\$102,912,144.66	\$99,233,584.50	\$3,678,560.16
• Total Withdrawals	(\$21,175,581.20)	(\$20,196,059.27)	\$979,521.93
• Monthly Contributions Amount (Past 30 Days)	\$3,678,560.16	\$3,745,539.34	(\$66,979.18)
• Monthly Withdrawals Amount (Past 30 Days)	(\$979,521.93)	(\$1,091,017.44)	(\$111,495.51)

 Saver	Current	April 2022	Change
• Total Funded Accounts	104,499	103,626	873
• Total Payroll Contributing Accounts	116,753	115,589	1,164
• Accounts with a Withdrawal	24,052	23,570	482
• Multiple Employer Accounts	45,184	43,941	1,243
• Max Contribution Accounts	31	20	11
• Average Monthly Contribution Amount	\$131.52	\$131.39	\$0.13
• Average Deferral Rate (Funded Accounts)	5.57%	5.58%	(0.01%)
• Average Funded Account Balance	\$827.54	\$806.55	\$20.99
• Effective Opt-Out Rate	32.81%	32.93%	(0.12%)

 Employer	Current	April 2022	Change
• Total Registered	6,473	6,429	44
• Total Added Employee Data	4,404	4,364	40
• Total Submitting Payroll Deductions (Since Inception)	3,099	3,088	11
• Total Submitting Payroll Deductions (Last 90 Days)	2,338	2,359	(21)
• Total Exempted Employers	12,871	12,839	32



*Data as of May 31st, 2022