




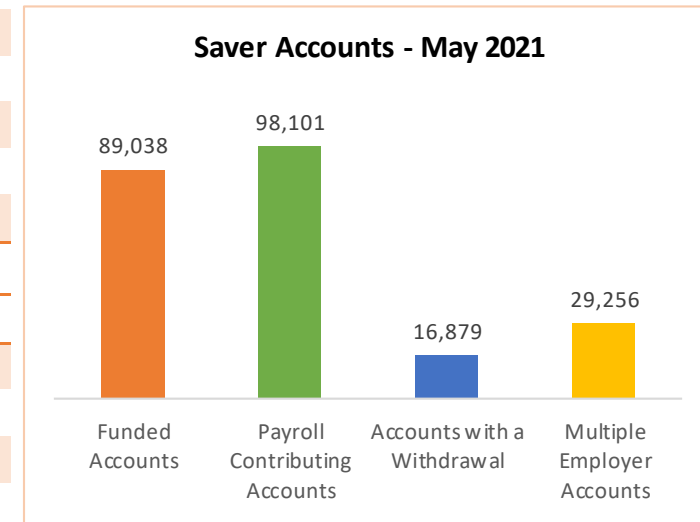
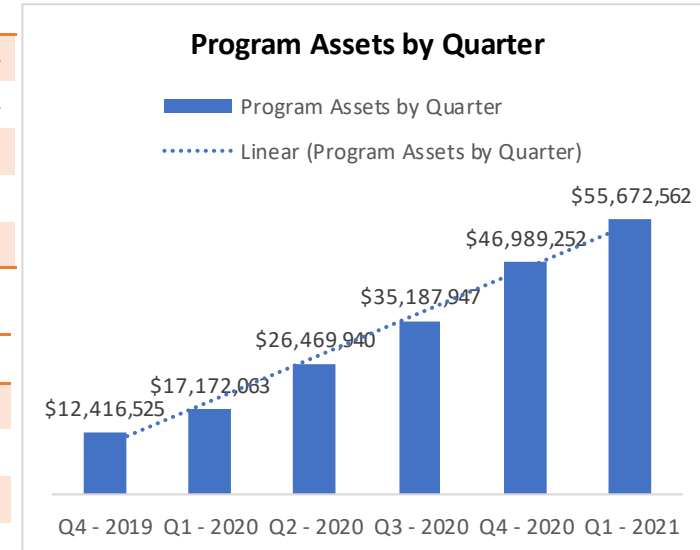
Monthly Dashboard* – May 2021



|  Program | Current | April 2021 | Change |
|------------------------------------------------------------------------------------------|------------------|------------------|----------------|
| • Total Assets | \$63,687,554.67 | \$60,475,467.35 | \$3,212,087.32 |
| • Total Contributions | \$61,122,199.67 | \$58,067,846.05 | \$3,054,353.62 |
| • Total Withdrawals | (\$9,444,058.60) | (\$8,851,454.27) | \$592,604.33 |
| • Monthly Contributions Amount (Past 30 Days) | \$3,054,353.62 | \$3,309,038.23 | (\$254,684.61) |
| • Monthly Withdrawals Amount (Past 30 Days) | (\$592,604.33) | (\$584,339.73) | \$8,264.60 |

|  Saver | Current | April 2021 | Change |
|----------------------------------------------------------------------------------------|----------|------------|----------|
| • Total Funded Accounts | 89,038 | 87,070 | 1,968 |
| • Total Payroll Contributing Accounts | 98,101 | 96,161 | 1,940 |
| • Accounts with a Withdrawal | 16,879 | 16,460 | 419 |
| • Multiple Employer Accounts | 29,256 | 28,275 | 981 |
| • Max Contribution Accounts | 18 | 12 | 6 |
| • Average Monthly Contribution Amount | \$98.69 | \$106.23 | (\$7.54) |
| • Average Deferral Rate (Funded Accounts) | 5.04% | 5.04% | 0 |
| • Average Funded Account Balance | \$715.29 | \$694.56 | \$20.73 |
| • Effective Opt-Out Rate | 34.18% | 34.55% | (0.37%) |

|  Employer | Current | April 2021 | Change |
|---------------------------------------------------------------------------------------------|---------|------------|--------|
| • Total Registered | 6,059 | 6,056 | 3 |
| • Total Added Employee Data | 4,027 | 4,021 | 6 |
| • Total Submitting Payroll Deductions | 2,832 | 2,824 | 8 |
| • Total Exempted Employers | 11,115 | 11,109 | 6 |



*Data as of May 31, 2021