


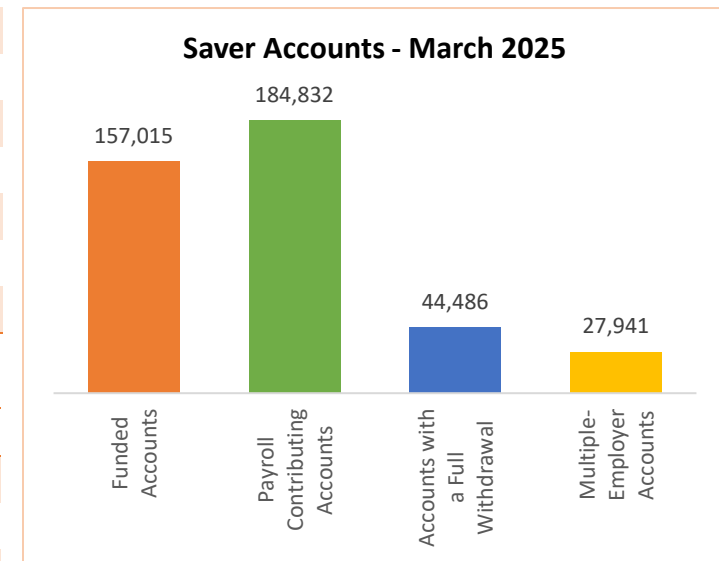
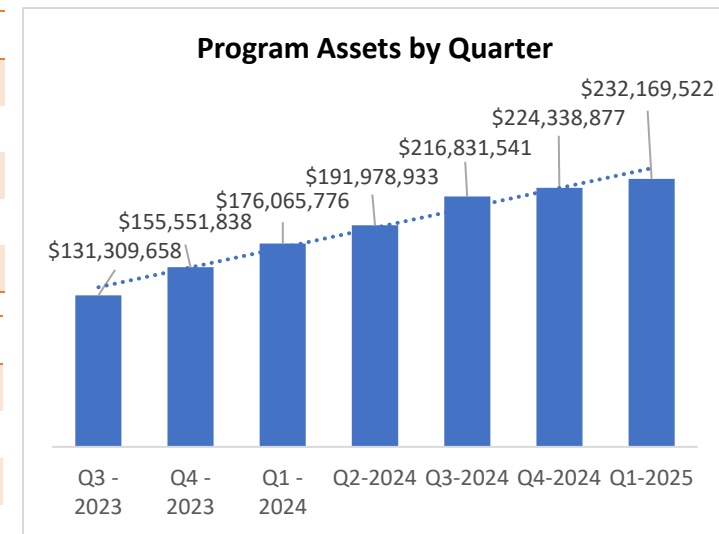


# Monthly Dashboard – March 2025\*

 Program	Current	February 2025	Change
• Total Assets	\$232,169,522.45	\$235,597,720.63	(\$3,428,198.18)
• Total Contributions	\$278,301,600.60	\$271,892,640.73	\$6,408,959.87
• Total Withdrawals	(\$83,678,677.11)	(\$81,000,143.62)	\$2,678,533.49
• Total Monthly Contributions	\$6,408,959.87	\$6,710,837.39	(\$301,877.52)
• Total Monthly Withdrawals	(\$2,678,533.49)	(\$3,504,141.51)	(\$825,608.02)

 Saver	Current	February 2025	Change
• Total Funded Accounts	157,015	155,991	1,024
• Payroll Contributing Accounts	184,832	183,371	1,461
• Multiple-Employer Accounts	27,941	27,619	322
• Self-Enrolled Funded Accounts	256	253	3
• Accounts with a Full Withdrawal	44,486	43,775	711
• Accounts with a Partial Withdrawal	7,019	6,868	151
• Full Withdrawal Rate	24.07%	23.87%	0.20%
• Average Monthly Contribution Amount	\$164.76	\$172.06	(\$7.30)
• Average Contribution Rate	6.38%	6.39%	(0.01%)
• Average Funded Account Balance	\$1,478.65	\$1,510.33	(\$31.68)
• Effective Opt-Out Rate	38.10%	38.06%	0.04%

 Employer	Current	February 2025	Change
• Total Registered	27,497	27,428	69
• Total Added Employee Data	26,014	25,837	177
• Total Submitting Payroll Deductions (Since Inception)	10,884	10,811	73
• Total Submitting Payroll Deductions (Last 90 Days)	7,653	7,770	(117)
• Total Exempted	59,391	59,094	297



\*Data as of March 31, 2025