


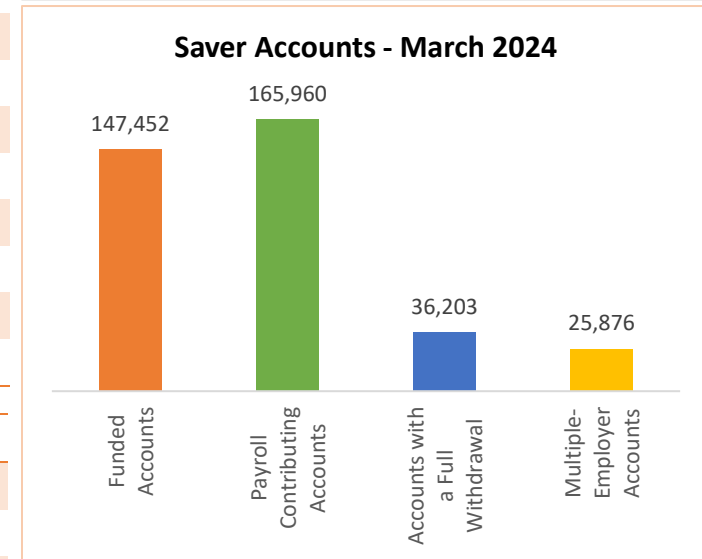
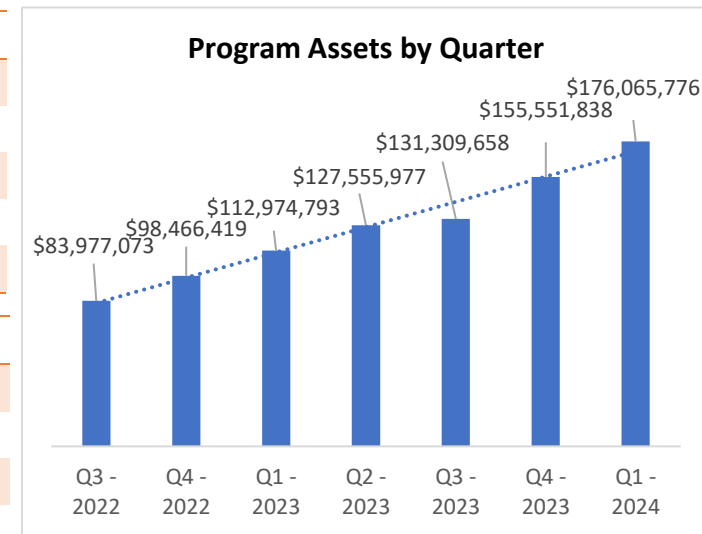


Monthly Dashboard – March 2024*

 Program	Current	February 2024	Change
• Total Assets	\$176,065,776.38	\$167,605,195.65	\$8,460,580.73
• Total Contributions	\$201,365,209.61	\$195,580,485.78	\$5,784,723.83
• Total Withdrawals	(\$53,753,764.83)	(\$51,801,773.58)	\$1,951,991.25
• Total Monthly Contributions	\$5,784,723.83	\$6,135,470.99	(\$350,747.16)
• Total Monthly Withdrawals	(\$1,951,991.25)	(\$2,261,330.38)	(\$309,339.13)

 Saver	Current	February 2024	Change
• Total Funded Accounts	147,452	145,871	1,581
• Payroll Contributing Accounts	165,960	164,634	1,326
• Multiple-Employer Accounts	25,876	25,525	351
• Self-Enrolled Funded Accounts	193	188	5
• Max Contribution Accounts	23	13	10
• Accounts with a Full Withdrawal	36,203	35,581	622
• Accounts with a Partial Withdrawal	5,074	4,949	125
• Full Withdrawal Rate	21.81%	21.61%	0.20%
• Average Monthly Contribution Amount	\$137.86	\$154.21	(\$16.35)
• Average Contribution Rate	6.13%	6.14%	(0.01%)
• Average Funded Account Balance	\$1,194.05	\$1,149.00	\$45.05
• Effective Opt-Out Rate	39.07%	39.37%	(0.30%)

 Employer	Current	February 2024	Change
• Total Registered	25,408	25,389	19
• Total Added Employee Data	23,200	22,924	276
• Total Submitting Payroll Deductions (Since Inception)	9,350	9,136	214
• Total Submitting Payroll Deductions (Last 90 Days)	7,594	7,539	55
• Total Exempted	51,768	51,283	485



*Data as of March 31, 2024