
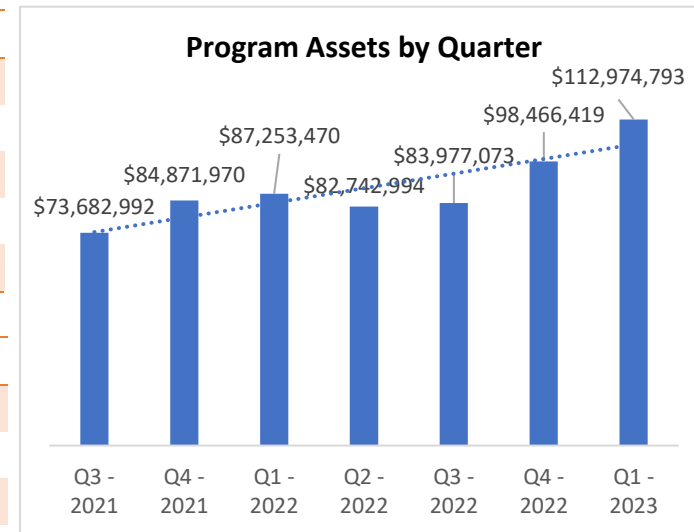

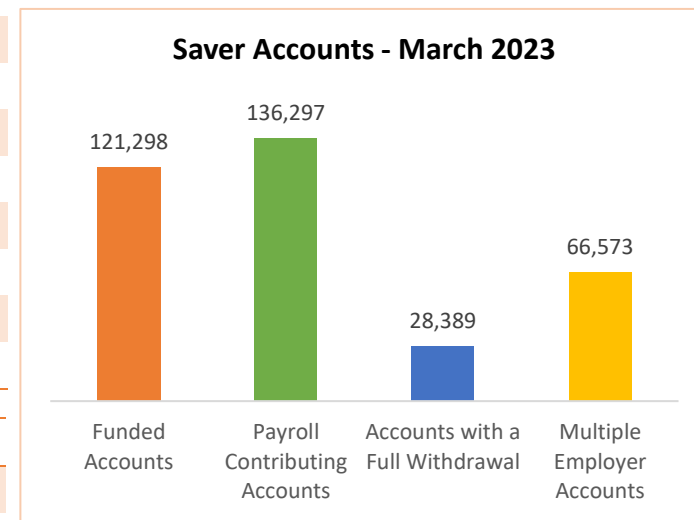



Monthly Dashboard – March 2023*

 Program	Current	February 2023	Change
• Total Assets	\$112,974,793.41	\$106,850,684.80	\$6,124,108.61
• Total Contributions	\$141,507,215.75	\$136,986,428.71	\$4,520,787.04
• Total Withdrawals	(\$33,228,159.05)	(\$32,005,483.42)	\$1,222,675.63
• Total Monthly Contributions	\$4,374,853.78	\$4,545,452.67	(\$170,598.89)
• Total Monthly Withdrawals	(\$1,167,611.56)	(\$1,617,239.01)	(\$449,627.45)



 Saver	Current	February 2023	Change
• Total Funded Accounts	121,298	119,906	1,392
• Payroll Contributing Accounts	136,297	134,580	1,717
• Multiple-Employer Accounts	66,573	64,179	2,394
• Self-Enrolled Funded Accounts	139	134	5
• Max Contribution Accounts	15	10	5
• Accounts with a Full Withdrawal	28,389	27,794	595
• Accounts with a Partial Withdrawal	3,600	3,498	102
• Withdrawal Rate	20.83%	20.65%	0.18%
• Average Monthly Contribution Amount	\$143.72	\$146.81	(\$3.09)
• Average Contribution Rate	5.91%	5.93%	-0.02%
• Average Funded Account Balance	\$931.38	\$891.12	\$40.26
• Effective Opt-Out Rate	33.88%	32.16%	1.72%



 Employer	Current	February 2023	Change
• Total Registered	9,551	9,457	94
• Total Added Employee Data	7,809	7,624	185
• Total Submitting Payroll Deductions (Since Inception)	4,620	4,471	149
• Total Submitting Payroll Deductions (Last 90 Days)	3,622	3,520	102
• Total Exempted	24,146	23,836	310

*Data as of March 31, 2023