




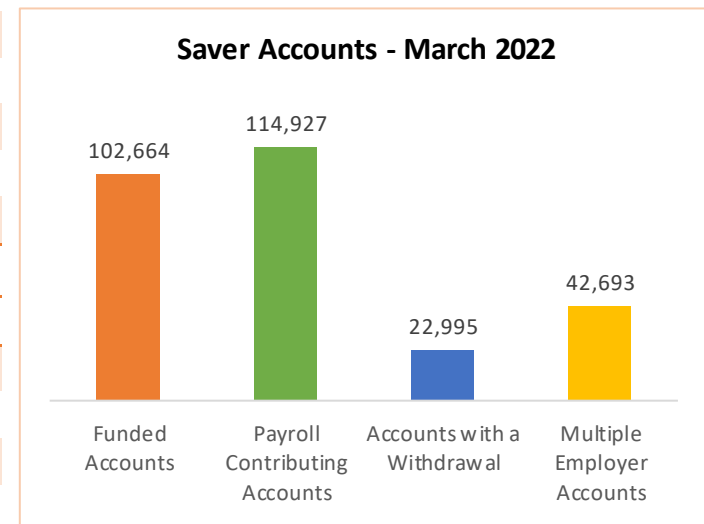
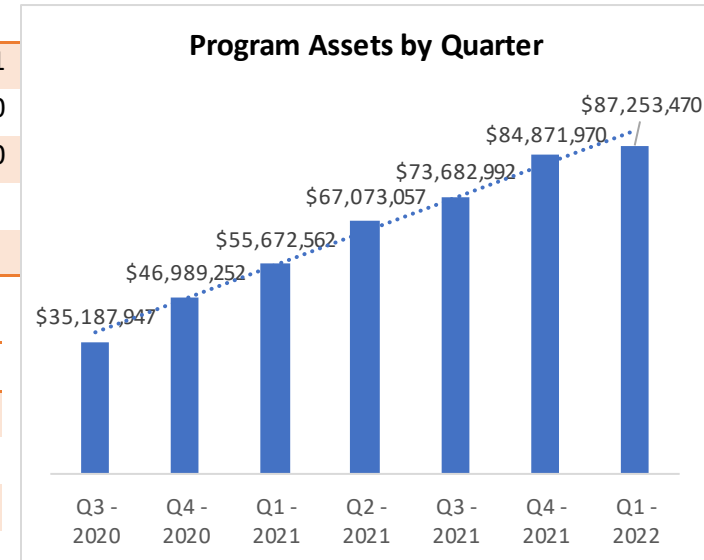
Monthly Dashboard* – March 2022



 Program	Current	February 2022	Change
• Total Assets	\$87,253,470.25	\$83,419,571.34	\$3,833,898.91
• Total Contributions	\$95,488,045.16	\$91,564,860.56	\$3,923,184.60
• Total Withdrawals	(\$19,105,041.83)	(\$17,985,616.33)	\$1,119,425.50
• Monthly Contributions Amount (Past 30 Days)	\$3,717,499.67	\$3,482,060.94	\$235,438.73
• Monthly Withdrawals Amount (Past 30 Days)	(\$1,065,213.34)	(\$1,148,376.77)	(\$83,163.43)

 Saver	Current	February 2022	Change
• Total Funded Accounts	102,664	101,467	1,197
• Total Payroll Contributing Accounts	114,927	113,383	1,544
• Accounts with a Withdrawal	22,995	22,415	580
• Multiple Employer Accounts	42,693	41,639	1,054
• Max Contribution Accounts	12	9	3
• Average Monthly Contribution Amount	\$129.72	\$122.00	\$7.72
• Average Deferral Rate (Funded Accounts)	5.58%	5.59%	(0.01%)
• Average Funded Account Balance	\$849.89	\$822.13	\$27.76
• Effective Opt-Out Rate	32.97%	33.07%	(0.10%)

 Employer	Current	February 2022	Change
• Total Registered	6,414	6,419	(5)
• Total Added Employee Data	4,349	4,348	1
• Total Submitting Payroll Deductions	3,077	3,056	21
• Total Exempted Employers	12,824	12,780	44



*Data as of March 31st, 2022