




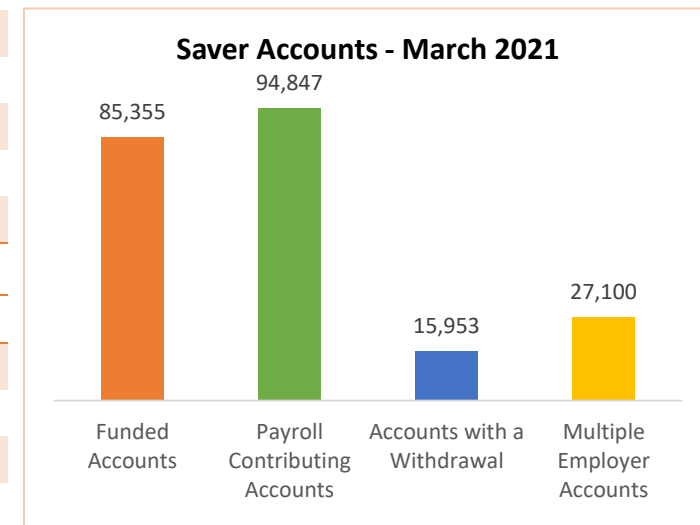
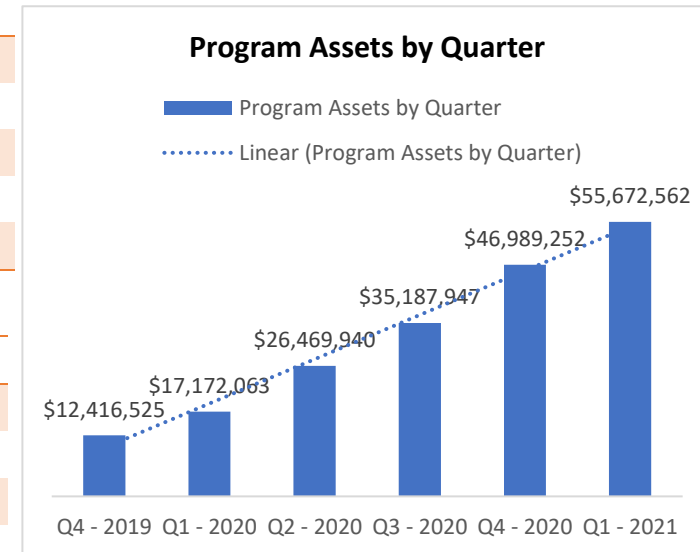
# Monthly Dashboard\* – March 2021



 Program	Current	February 2021	Change
• Total Assets	\$55,672,562.00	\$51,784,545.20	\$3,888,016.80
• Total Contributions	\$54,758,807.82	\$51,363,444.98	\$3,395,362.84
• Total Withdrawals	(\$8,267,114.54)	(\$7,583,590.09)	\$683,524.45
• Monthly Contributions Amount (Past 30 Days)	\$3,230,872.14	\$2,733,763.96	\$497,108.18
• Monthly Withdrawals Amount (Past 30 Days)	(\$635,495.86)	(\$687,552.51)	(\$52,056.65)

 Saver	Current	February 2021	Change
• Total Funded Accounts	85,355	83,468	1,887
• Total Payroll Contributing Accounts	94,847	92,858	1,989
• Accounts with a Withdrawal	15,953	15,345	608
• Multiple Employer Accounts	27,100	25,751	1,349
• Max Contribution Accounts	5	4	1
• Average Monthly Contribution Amount	\$103.11	\$92.44	\$10.67
• Average Deferral Rate (Funded Accounts)	5.03%	5.03%	0
• Average Funded Account Balance	\$652.25	\$620.41	\$31.84
• Effective Opt-Out Rate	35.08%	35.31%	(0.23%)

 Employer	Current	February 2021	Change
• Total Registered	6,100	6,099	1
• Total Added Employee Data	4,017	4,001	16
• Total Submitting Payroll Deductions	2,806	2,788	18
• Total Exempted Employers	11,067	11,053	14



\*Data as of March 31, 2021