


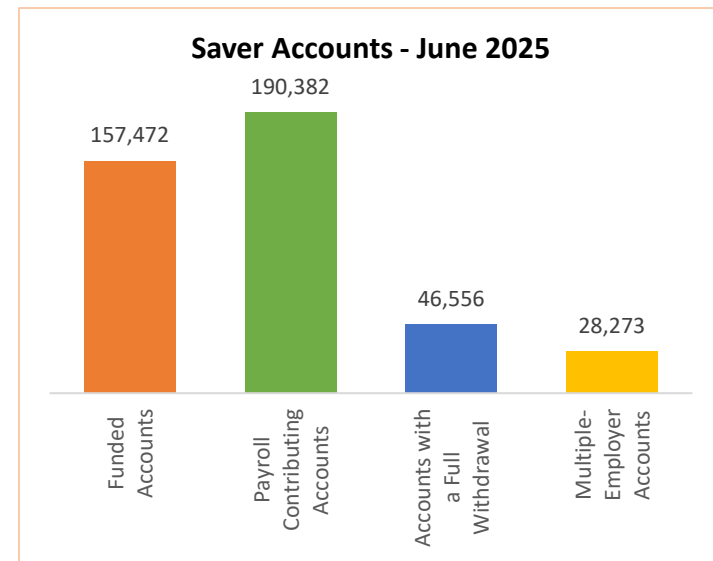
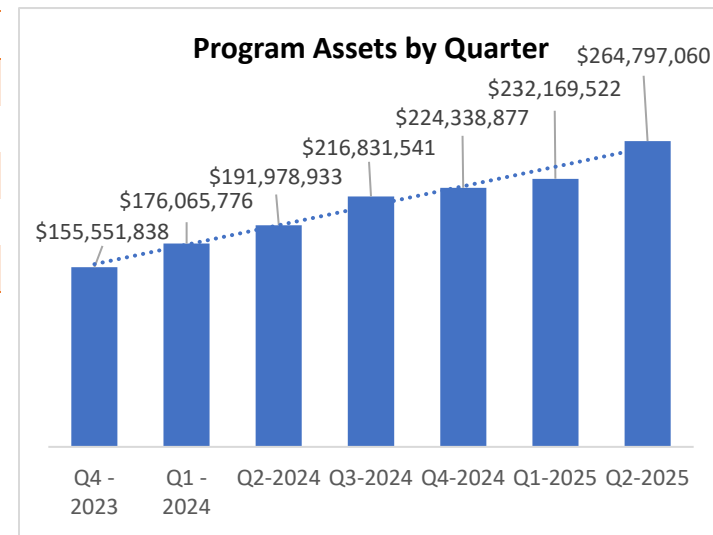


Monthly Dashboard – June 2025*

 Program	Current	May 2025	Change
• Total Assets	\$264,797,059.81	\$251,104,303.79	\$13,692,756.02
• Total Contributions	\$298,646,284.48	\$292,017,461.61	\$6,628,822.87
• Total Withdrawals	(\$91,859,672.63)	(\$88,938,784.40)	\$2,920,888.23
• Total Monthly Contributions	\$6,628,822.87	\$6,711,269.20	(\$82,446.33)
• Total Monthly Withdrawals	(\$2,920,888.23)	(\$2,420,907.91)	\$499,980.32

 Saver	Current	May 2025	Change
• Total Funded Accounts	157,472	155,443	2,029
• Payroll Contributing Accounts	190,382	188,146	2,236
• Multiple-Employer Accounts	28,273	27,780	493
• Self-Enrolled Funded Accounts	257	253	4
• Accounts with a Full Withdrawal	46,556	45,958	598
• Accounts with a Partial Withdrawal	7,496	7,339	157
• Full Withdrawal Rate	24.45%	24.43%	0.02%
• Average Monthly Contribution Amount	\$164.66	\$168.85	(\$4.19)
• Average Contribution Rate	6.32%	6.34%	(0.02%)
• Average Funded Account Balance	\$1,681.55	\$1,615.41	\$66.14
• Effective Opt-Out Rate	37.77%	37.80%	(0.03%)

 Employer	Current	May 2025	Change
• Total Registered	27,415	27,436	(21)
• Total Added Employee Data	26,465	26,268	197
• Total Submitting Payroll Deductions (Since Inception)	11,143	11,050	93
• Total Submitting Payroll Deductions (Last 90 Days)	7,727	7,704	23
• Total Exempted	59,862	59,682	180



*Data as of June 30, 2025