


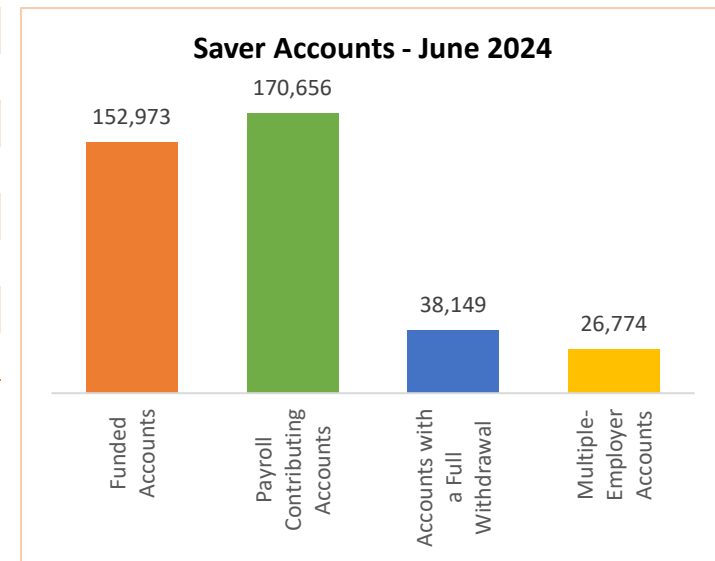
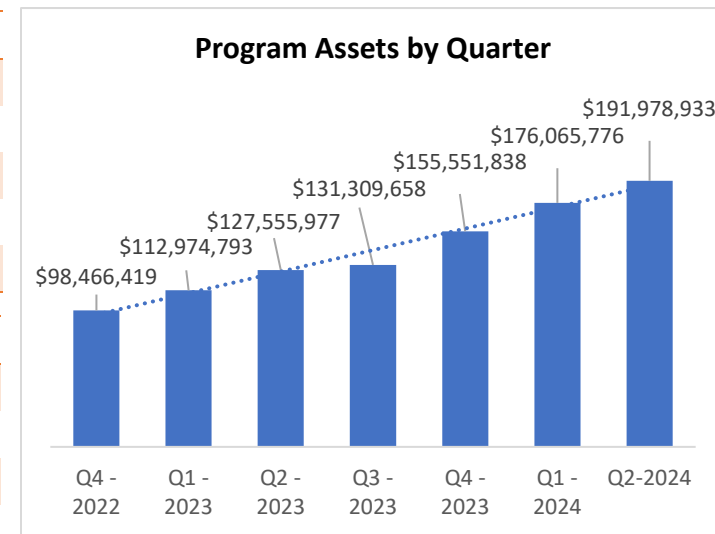


Monthly Dashboard – June 2024*

 Program	Current	May 2024	Change
• Total Assets	\$191,978,932.91	\$184,997,418.20	\$6,981,514.71
• Total Contributions	\$221,094,789.45	\$215,111,988.00	\$5,982,801.45
• Total Withdrawals	(\$60,372,083.65)	(\$58,332,929.92)	\$2,039,153.73
• Total Monthly Contributions	\$5,982,801.45	\$6,524,225.82	(\$541,424.37)
• Total Monthly Withdrawals	(\$2,039,153.73)	(\$2,215,372.40)	(\$176,218.67)

 Saver	Current	May 2024	Change
• Total Funded Accounts	152,973	151,101	1,872
• Payroll Contributing Accounts	170,656	170,618	38
• Multiple-Employer Accounts	26,774	26,708	66
• Self-Enrolled Funded Accounts	208	204	4
• Max Contribution Accounts	93	63	30
• Accounts with a Full Withdrawal	38,149	37,650	499
• Accounts with a Partial Withdrawal	5,551	5,416	135
• Full Withdrawal Rate	22.35%	22.07%	0.28%
• Average Monthly Contribution Amount	\$146.90	\$159.58	(\$12.68)
• Average Contribution Rate	6.07%	6.09%	(0.02%)
• Average Funded Account Balance	\$1,254.99	\$1,224.33	\$30.66
• Effective Opt-Out Rate	39.00%	38.79%	0.21%

 Employer	Current	May 2024	Change
• Total Registered	25,481	25,488	(7)
• Total Added Employee Data	23,563	23,437	126
• Total Submitting Payroll Deductions (Since Inception)	9,832	9,710	122
• Total Submitting Payroll Deductions (Last 90 Days)	7,666	7,669	(3)
• Total Exempted	52,595	52,233	362



*Data as of June 30, 2024