


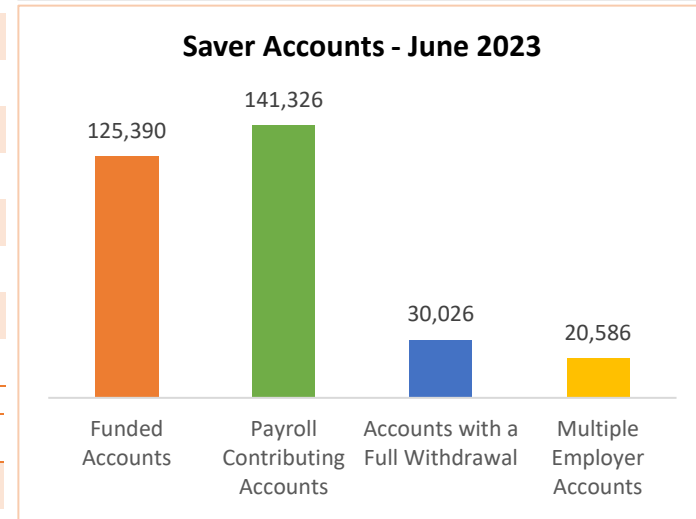
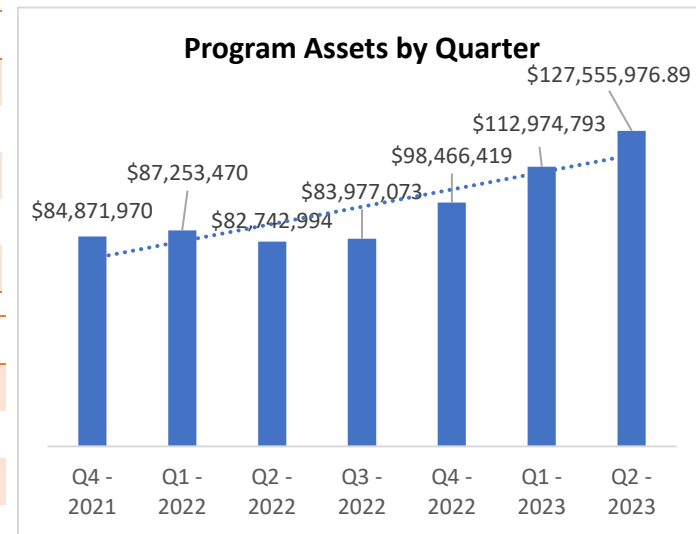


Monthly Dashboard – June 2023*

 Program	Current	May 2023	Change
• Total Assets	\$127,555,976.89	\$118,616,362.08	\$8,939,614.81
• Total Contributions	\$155,031,210.92	\$150,329,222.34	\$4,701,988.58
• Total Withdrawals	(\$37,622,972.96)	(\$36,333,791.19)	\$1,289,181.77
• Total Monthly Contributions	\$4,701,988.58	\$4,533,831.17	\$168,157.41
• Total Monthly Withdrawals	(\$1,289,181.77)	(\$1,569,593.91)	(\$280,412.14)

 Saver	Current	May 2023	Change
• Total Funded Accounts	125,390	123,647	1,743
• Payroll Contributing Accounts	141,326	139,473	1,853
• Multiple-Employer Accounts	20,586	20,203	383
• Self-Enrolled Funded Accounts	145	142	3
• Max Contribution Accounts	43	29	14
• Accounts with a Full Withdrawal	30,026	29,590	436
• Accounts with a Partial Withdrawal	3,931	3,835	96
• Withdrawal Rate	21.25%	21.22%	0.03%
• Average Monthly Contribution Amount	\$151.53	\$147.91	\$3.62
• Average Contribution Rate	5.87%	5.88%	(0.01%)
• Average Funded Account Balance	\$1,017.27	\$959.31	\$57.96
• Effective Opt-Out Rate	34.10%	33.97%	0.13%

 Employer	Current	May 2023	Change
• Total Registered	9,757	9,718	39
• Total Added Employee Data	8,196	8,047	149
• Total Submitting Payroll Deductions (Since Inception)	4,909	4,813	96
• Total Submitting Payroll Deductions (Last 90 Days)	3,730	3,678	52
• Total Exempted	36,832	24,409	12,423



*Data as of June 30, 2023