




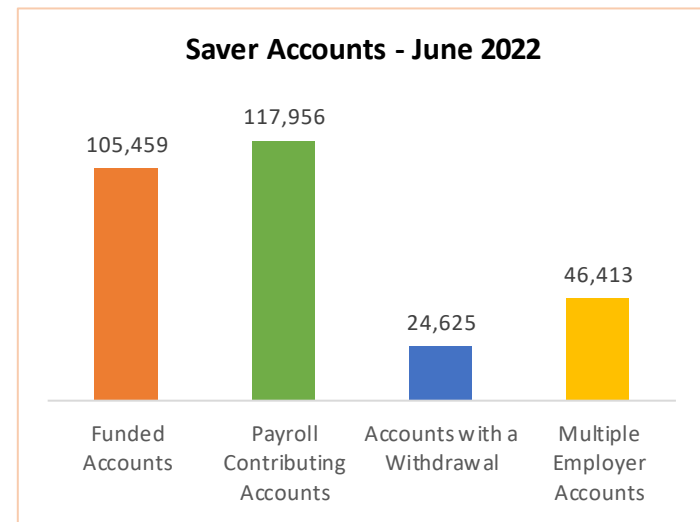
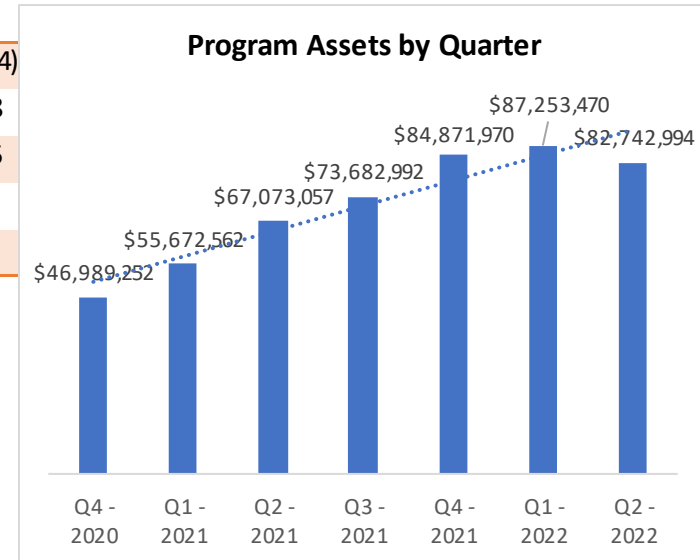
Monthly Dashboard* – June 2022



 Program	Current	May 2022	Change
• Total Assets	\$82,742,993.86	\$86,477,121.10	(\$3,734,127.24)
• Total Contributions	\$106,663,530.74	\$102,912,144.66	\$3,751,386.08
• Total Withdrawals	(\$22,369,317.55)	(\$21,175,581.20)	\$1,193,736.35
• Monthly Contributions Amount (Past 30 Days)	\$3,751,386.08	\$3,678,560.16	\$72,825.92
• Monthly Withdrawals Amount (Past 30 Days)	(\$1,193,736.35)	(\$979,521.93)	\$214,214.42

 Saver	Current	May 2022	Change
• Total Funded Accounts	105,459	104,499	960
• Total Payroll Contributing Accounts	117,956	116,753	1,203
• Accounts with a Withdrawal	24,625	24,052	573
• Multiple Employer Accounts	46,413	45,184	1,229
• Max Contribution Accounts	44	31	13
• Average Monthly Contribution Amount	\$135.14	\$131.52	\$3.62
• Average Deferral Rate (Funded Accounts)	5.56%	5.57%	(0.01%)
• Average Funded Account Balance	\$784.60	\$827.54	(\$42.94)
• Effective Opt-Out Rate	32.80%	32.81%	(0.01%)

 Employer	Current	May 2022	Change
• Total Registered	6,498	6,473	25
• Total Added Employee Data	4,450	4,404	46
• Total Submitting Payroll Deductions (Since Inception)	3,107	3,099	8
• Total Submitting Payroll Deductions (Last 90 Days)	2,333	2,338	(5)
• Total Exempted Employers	12,894	12,871	23



*Data as of June 30th, 2022