


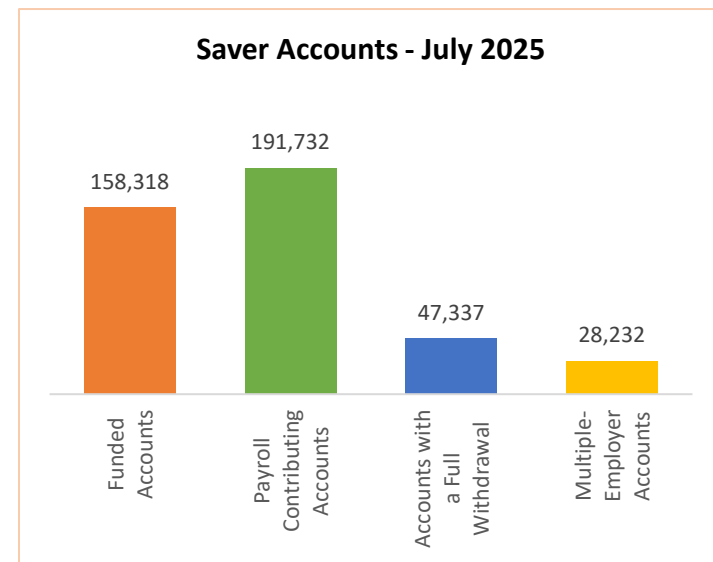
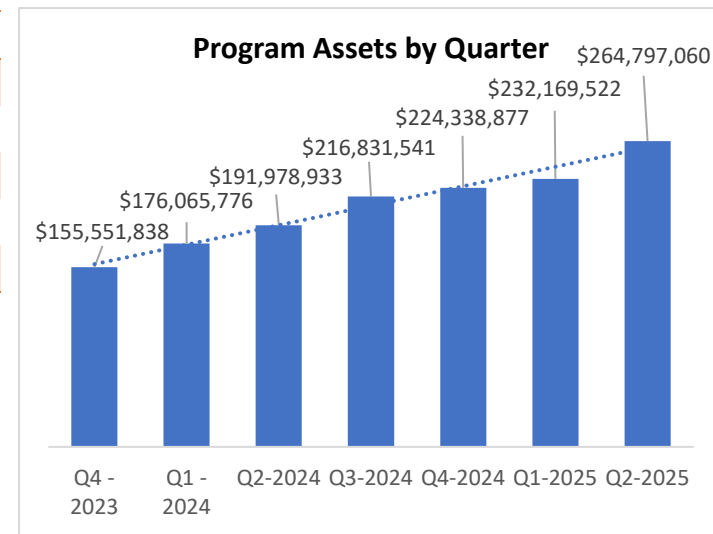


# Monthly Dashboard – July 2025\*

 <b>Program</b>	<b>Current</b>	<b>June 2025</b>	<b>Change</b>
• Total Assets	\$269,785,336.91	\$264,797,059.81	\$4,988,277.10
• Total Contributions	\$305,618,613.52	\$298,646,284.48	\$6,972,329.04
• Total Withdrawals	(\$95,154,258.33)	(\$91,859,672.63)	\$3,294,585.70
• Total Monthly Contributions	\$6,628,666.32	\$6,628,822.87	(\$156.55)
• Total Monthly Withdrawals	(\$3,172,608.12)	(\$2,920,888.23)	\$251,719.89

 <b>Saver</b>	<b>Current</b>	<b>June 2025</b>	<b>Change</b>
• Total Funded Accounts	158,318	157,472	846
• Payroll Contributing Accounts	191,732	190,382	1,350
• Multiple-Employer Accounts	28,232	28,273	(41)
• Self-Enrolled Funded Accounts	260	257	3
• Accounts with a Full Withdrawal	47,337	46,556	781
• Accounts with a Partial Withdrawal	7,724	7,496	228
• Full Withdrawal Rate	24.69%	24.45%	0.24%
• Average Monthly Contribution Amount	\$164.75	\$164.66	\$0.09
• Average Contribution Rate	6.31%	6.32%	(0.01%)
• Average Funded Account Balance	\$1,704.07	\$1,681.55	\$22.52
• Effective Opt-Out Rate	37.68%	37.77%	(0.09%)

 <b>Employer</b>	<b>Current</b>	<b>June 2025</b>	<b>Change</b>
• Total Registered	26,531	27,415	(884)
• Total Added Employee Data	26,582	26,465	117
• Total Submitting Payroll Deductions (Since Inception)	11,257	11,143	114
• Total Submitting Payroll Deductions (Last 90 Days)	7,726	7,727	(1)
• Total Exempted	63,017	59,862	3,155



\*Data as of July 31, 2025