


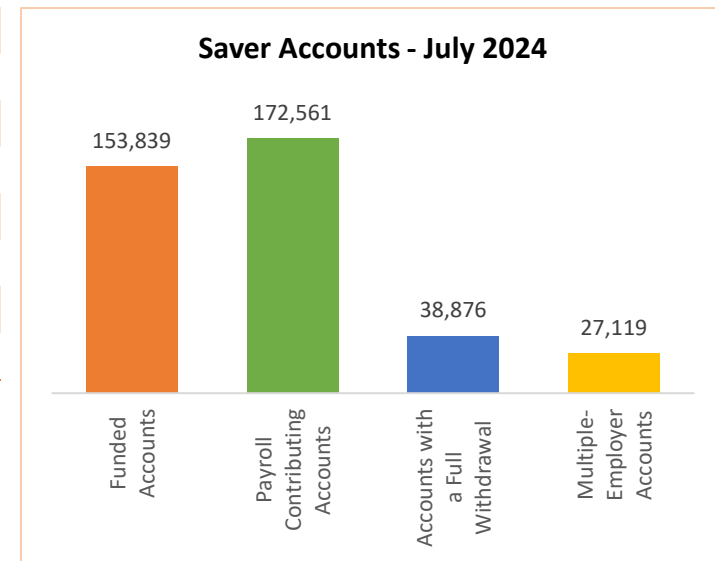
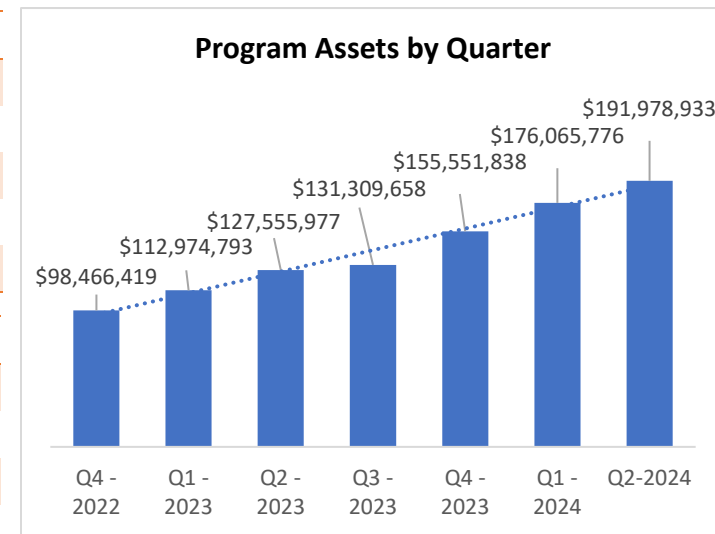


# Monthly Dashboard – July 2024\*

 Program	Current	June 2024	Change
• Total Assets	\$199,824,459.85	\$191,978,932.91	\$7,845,526.94
• Total Contributions	\$227,761,691.74	\$221,094,789.45	\$6,666,902.29
• Total Withdrawals	(\$62,848,871.48)	(\$60,372,083.65)	\$2,476,787.83
• Total Monthly Contributions	\$6,349,207.77	\$5,982,801.45	\$366,406.32
• Total Monthly Withdrawals	(\$2,330,885.96)	(\$2,039,153.73)	\$291,732.23

 Saver	Current	June 2024	Change
• Total Funded Accounts	153,839	152,973	866
• Payroll Contributing Accounts	172,561	170,656	1,905
• Multiple-Employer Accounts	27,119	26,774	345
• Self-Enrolled Funded Accounts	208	208	0
• Max Contribution Accounts	136	93	43
• Accounts with a Full Withdrawal	38,876	38,149	727
• Accounts with a Partial Withdrawal	5,742	5,551	191
• Full Withdrawal Rate	22.53%	22.35%	0.18%
• Average Monthly Contribution Amount	\$158.11	\$146.90	\$11.21
• Average Contribution Rate	6.06%	6.07%	(0.01%)
• Average Funded Account Balance	\$1,298.92	\$1,254.99	\$43.93
• Effective Opt-Out Rate	38.70%	39.00%	(0.30%)

 Employer	Current	June 2024	Change
• Total Registered	25,679	25,481	198
• Total Added Employee Data	23,740	23,563	177
• Total Submitting Payroll Deductions (Since Inception)	9,922	9,832	90
• Total Submitting Payroll Deductions (Last 90 Days)	7,620	7,666	(46)
• Total Exempted	56,084	52,595	3,489



\*Data as of July 31, 2024