


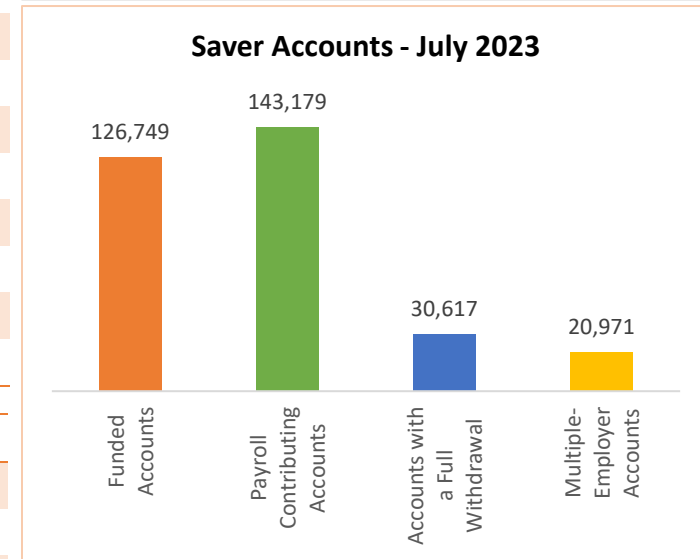
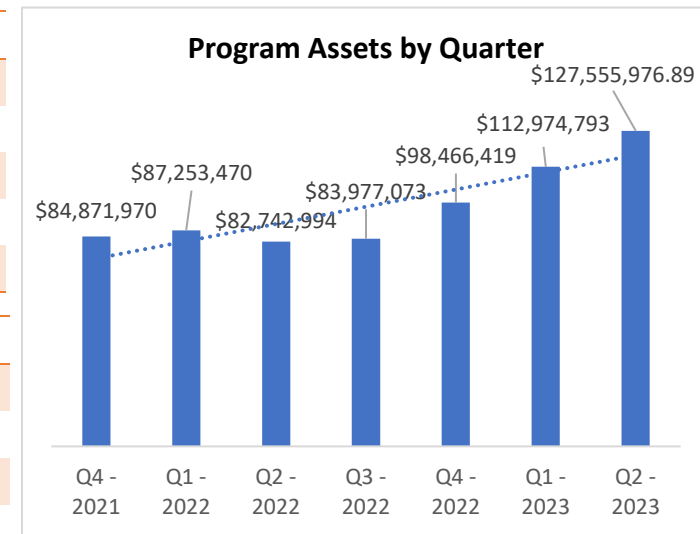


# Monthly Dashboard – July 2023\*

|  Program | Current           | June 2023         | Change         |
|--|-------------------|-------------------|----------------|
| • Total Assets   | \$133,935,063.26  | \$127,555,976.89  | \$6,379,086.37 |
| • Total Contributions  | \$159,396,406.20  | \$155,031,210.92  | \$4,365,195.28 |
| • Total Withdrawals  | (\$39,308,609.49) | (\$37,622,972.96) | \$1,685,636.53 |
| • Total Monthly Contributions  | \$4,365,195.28    | \$4,701,988.58    | (\$336,793.30) |
| • Total Monthly Withdrawals  | (\$1,685,636.53)  | (\$1,289,181.77)  | \$396,454.76   |

|  Saver | Current    | June 2023  | Change   |
|--|------------|------------|----------|
| • Total Funded Accounts  | 126,749    | 125,390    | 1,359    |
| • Payroll Contributing Accounts  | 143,179    | 141,326    | 1,853    |
| • Multiple-Employer Accounts   | 20,971     | 20,586     | 385      |
| • Self-Enrolled Funded Accounts  | 143        | 145        | (2)      |
| • Max Contribution Accounts  | 72         | 43         | 29       |
| • Accounts with a Full Withdrawal  | 30,617     | 30,026     | 591      |
| • Accounts with a Partial Withdrawal   | 4,047      | 3,931      | 116      |
| • Withdrawal Rate  | 21.38%     | 21.25%     | 0.13%    |
| • Average Monthly Contribution Amount  | \$141.55   | \$151.53   | (\$9.98) |
| • Average Contribution Rate  | 5.85%      | 5.87%      | (0.02%)  |
| • Average Funded Account Balance   | \$1,056.70 | \$1,017.27 | \$39.43  |
| • Effective Opt-Out Rate   | 33.98%     | 34.10%     | (0.12%)  |

|  Employer | Current | June 2023 | Change |
|---|---------|-----------|--------|
| • Total Registered  | 10,584  | 9,757     | 827    |
| • Total Added Employee Data   | 8,621   | 8,196     | 425    |
| • Total Submitting Payroll Deductions (Since Inception)                                     | 4,996   | 4,909     | 87     |
| • Total Submitting Payroll Deductions (Last 90 Days)  | 3,771   | 3,730     | 41     |
| • Total Exempted  | 38,297  | 36,832    | 1,465  |



\*Data as of July 31, 2023