


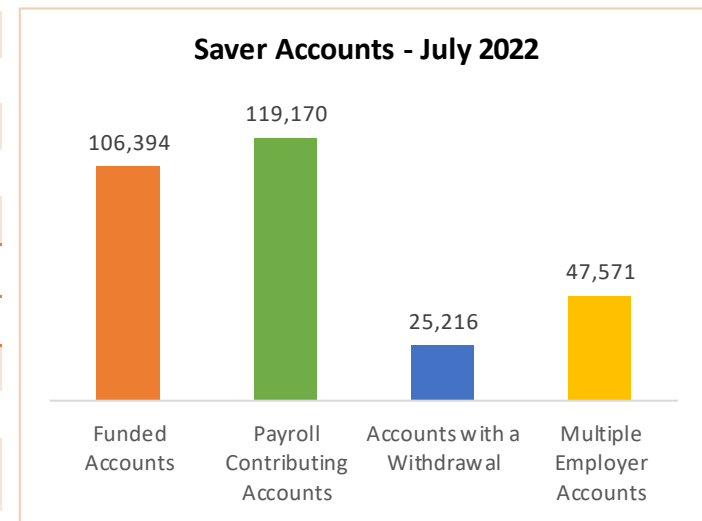
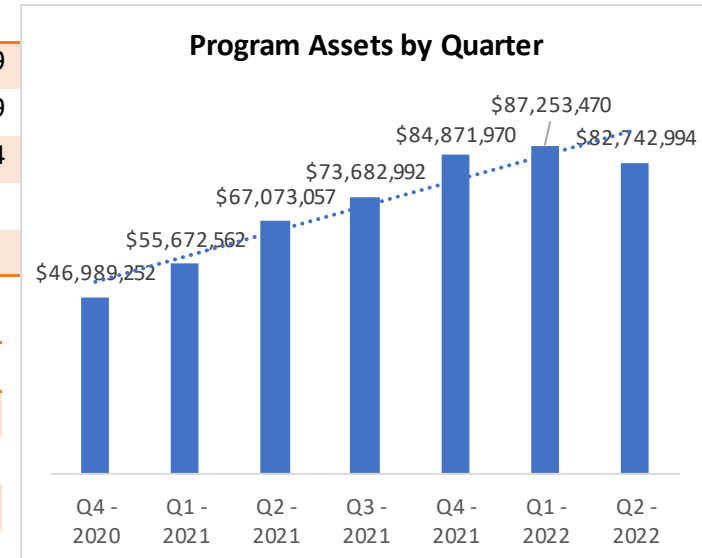


Monthly Dashboard* – July 2022

 Program	Current	June 2022	Change
• Total Assets	\$90,449,205.25	\$82,742,993.86	\$7,706,211.39
• Total Contributions	\$110,187,047.83	\$106,663,530.74	\$3,523,517.09
• Total Withdrawals	(\$23,647,870.29)	(\$22,369,317.55)	\$1,278,552.74
• Monthly Contributions Amount (Past 30 Days)	\$3,667,663.45	\$3,751,386.08	(\$83,722.63)
• Monthly Withdrawals Amount (Past 30 Days)	(\$1,321,589.29)	(\$1,193,736.35)	\$127,852.94

 Saver	Current	June 2022	Change
• Total Funded Accounts	106,394	105,459	935
• Total Payroll Contributing Accounts	119,170	117,956	1,214
• Accounts with a Withdrawal	25,216	24,625	591
• Multiple Employer Accounts	47,571	46,413	1,158
• Max Contribution Accounts	58	44	14
• Average Monthly Contribution Amount	\$139.34	\$135.14	\$4.20
• Average Deferral Rate (Funded Accounts)	5.56%	5.56%	0
• Average Funded Account Balance	\$850.13	\$784.60	\$65.53
• Effective Opt-Out Rate	32.75%	32.80%	(0.05%)

 Employer	Current	June 2022	Change
• Total Registered	6,624	6,498	126
• Total Added Employee Data	4,500	4,450	50
• Total Submitting Payroll Deductions (Since Inception)	3,138	3,107	31
• Total Submitting Payroll Deductions (Last 90 Days)	2,334	2,333	1
• Total Exempted Employers	13,342	12,894	448



*Data as of July 31st, 2022