




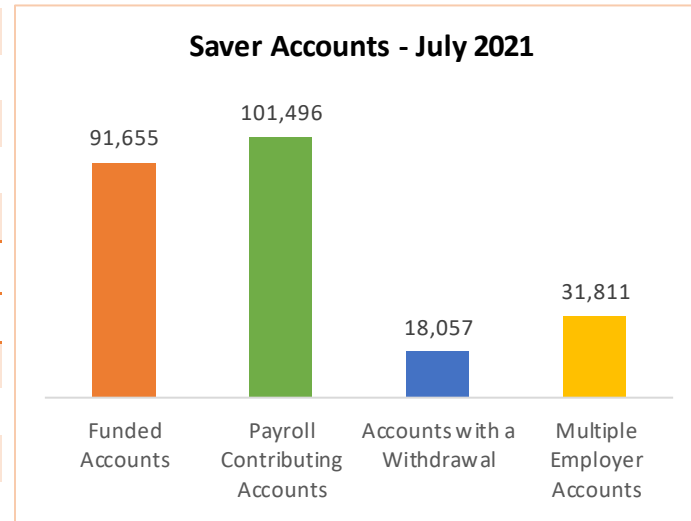
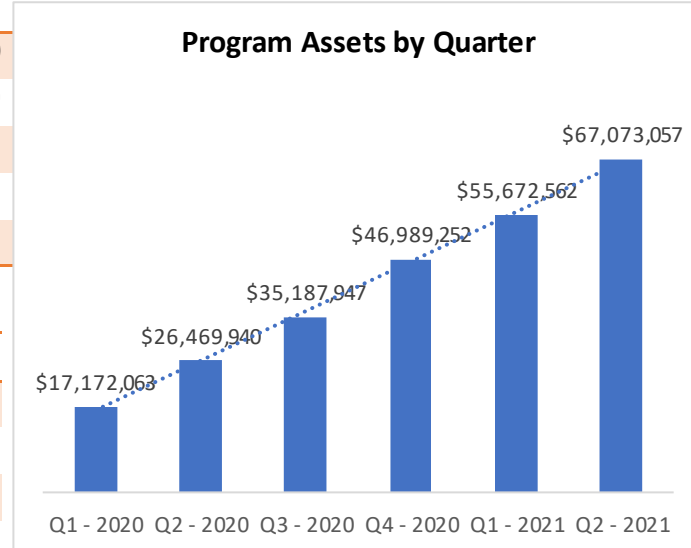
Monthly Dashboard* – July 2021



 Program	Current	June 2021	Change
• Total Assets	\$70,196,355.77	\$67,073,057.47	\$3,123,298.30
• Total Contributions	\$67,967,286.97	\$64,646,303.78	\$3,320,983.19
• Total Withdrawals	(\$11,105,448.80)	(\$10,333,862.57)	\$771,586.23
• Monthly Contributions Amount (Past 30 Days)	\$3,220,852.26	\$3,524,104.11	(\$303,251.85)
• Monthly Withdrawals Amount (Past 30 Days)	(\$730,118.55)	(\$889,803.97)	(\$159,685.42)

 Saver	Current	June 2021	Change
• Total Funded Accounts	91,655	90,403	1,252
• Total Payroll Contributing Accounts	101,496	99,943	1,553
• Accounts with a Withdrawal	18,057	17,495	562
• Multiple Employer Accounts	31,811	30,508	1,303
• Max Contribution Accounts	39	27	12
• Average Monthly Contribution Amount	\$108.75	\$114.90	(\$6.15)
• Average Deferral Rate (Funded Accounts)	5.04%	5.04%	0
• Average Funded Account Balance	\$765.88	\$741.93	\$23.95
• Effective Opt-Out Rate	33.80%	34.01%	(0.21%)

 Employer	Current	June 2021	Change
• Total Registered	6,062	6,060	2
• Total Added Employee Data	4,041	4,033	8
• Total Submitting Payroll Deductions	2,846	2,837	9
• Total Exempted Employers	11,165	11,123	42



*Data as of July 31st, 2021