


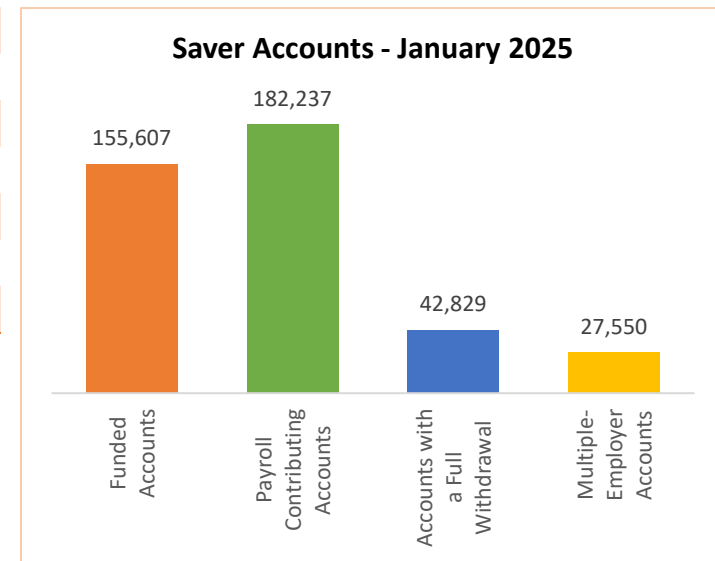
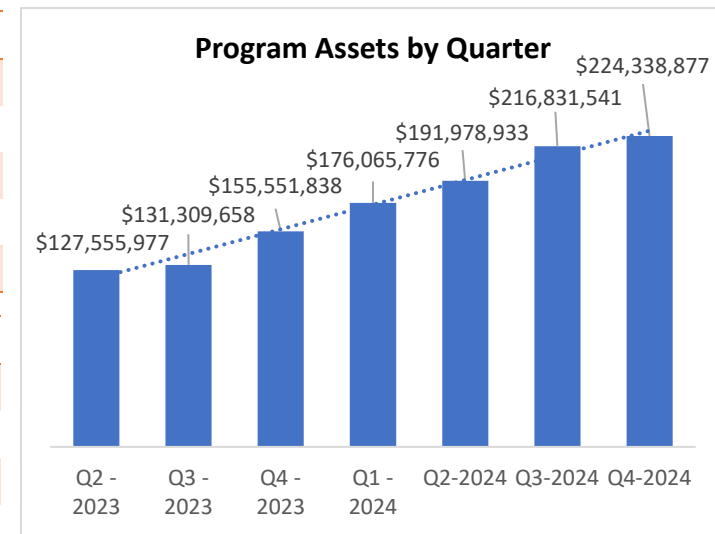


Monthly Dashboard – January 2025*

 Program	Current	December 2024	Change
• Total Assets	\$232,645,895.84	\$224,338,876.69	\$8,307,019.15
• Total Contributions	\$265,832,632.27	\$259,239,428.53	\$6,593,203.74
• Total Withdrawals	(\$77,865,353.19)	(\$74,406,130.59)	\$3,459,222.60
• Total Monthly Contributions	\$6,593,203.74	\$6,489,116.98	\$104,086.76
• Total Monthly Withdrawals	(\$3,459,222.60)	(\$2,719,469.02)	\$739,753.58

 Saver	Current	December 2024	Change
• Total Funded Accounts	155,607	156,347	(740)
• Payroll Contributing Accounts	182,237	180,703	1,534
• Multiple-Employer Accounts	27,550	27,803	(253)
• Self-Enrolled Funded Accounts	245	233	12
• Accounts with a Full Withdrawal	42,829	41,588	1,241
• Accounts with a Partial Withdrawal	6,697	6,527	170
• Full Withdrawal Rate	23.50%	23.01%	0.49%
• Average Monthly Contribution Amount	\$165.75	\$163.15	\$2.60
• Average Contribution Rate	6.41%	5.99%	0.42%
• Average Funded Account Balance	\$1,495.09	\$1,434.88	\$60.21
• Effective Opt-Out Rate	38.18%	38.26%	(0.08%)

 Employer	Current	December 2024	Change
• Total Registered	27,478	27,453	25
• Total Added Employee Data	25,775	25,676	99
• Total Submitting Payroll Deductions (Since Inception)	10,740	10,601	139
• Total Submitting Payroll Deductions (Last 90 Days)	7,834	7,757	77
• Total Exempted	59,001	58,927	74



*Data as of January 31, 2025