


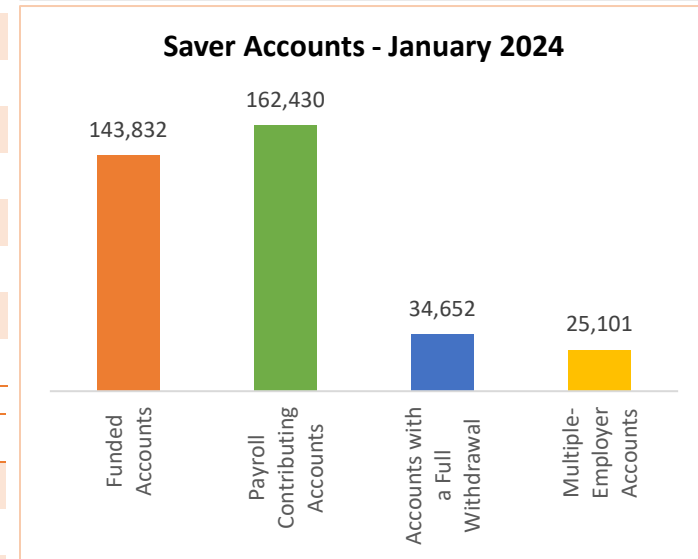
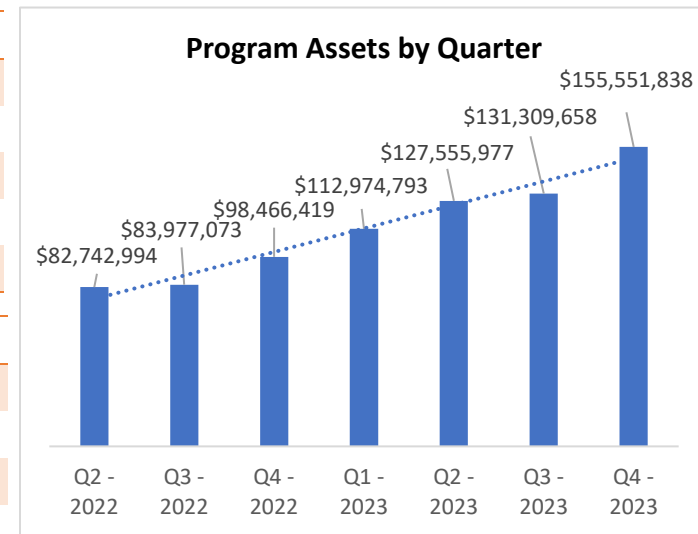


Monthly Dashboard – January 2024*

 Program	Current	December 2023	Change
• Total Assets	\$158,805,894.23	\$155,551,837.80	\$3,254,056.43
• Total Contributions	\$189,700,329.52	\$183,743,103.77	\$5,957,225.75
• Total Withdrawals	(\$49,642,316.02)	(\$47,038,829.32)	\$2,603,486.70
• Total Monthly Contributions	\$5,957,225.75	\$5,113,978.36	\$843,247.39
• Total Monthly Withdrawals	(\$2,603,486.70)	(\$1,726,001.47)	\$877,485.23

 Saver	Current	December 2023	Change
• Total Funded Accounts	143,832	140,956	2,876
• Payroll Contributing Accounts	162,430	158,730	3,700
• Multiple-Employer Accounts	25,101	24,593	508
• Self-Enrolled Funded Accounts	180	172	8
• Max Contribution Accounts	8	542	(534)
• Accounts with a Full Withdrawal	34,652	33,473	1,179
• Accounts with a Partial Withdrawal	4,797	4,642	155
• Withdrawal Rate	21.33%	21.09%	0.24%
• Average Monthly Contribution Amount	\$149.56	\$135.60	\$13.96
• Average Contribution Rate	6.16%	5.75%	0.41%
• Average Funded Account Balance	\$1,104.11	\$1,103.55	\$0.56
• Effective Opt-Out Rate	39.56%	39.61%	(0.05%)

 Employer	Current	December 2023	Change
• Total Registered	25,287	25,034	253
• Total Added Employee Data	22,684	22,156	528
• Total Submitting Payroll Deductions (Since Inception)	8,750	7,837	913
• Total Submitting Payroll Deductions (Last 90 Days)	7,246	6,397	849
• Total Exempted	50,965	50,502	463



*Data as of January 31, 2024