


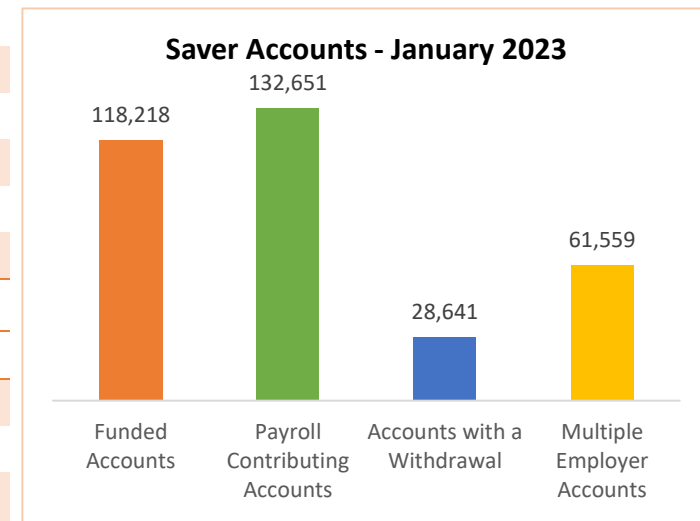
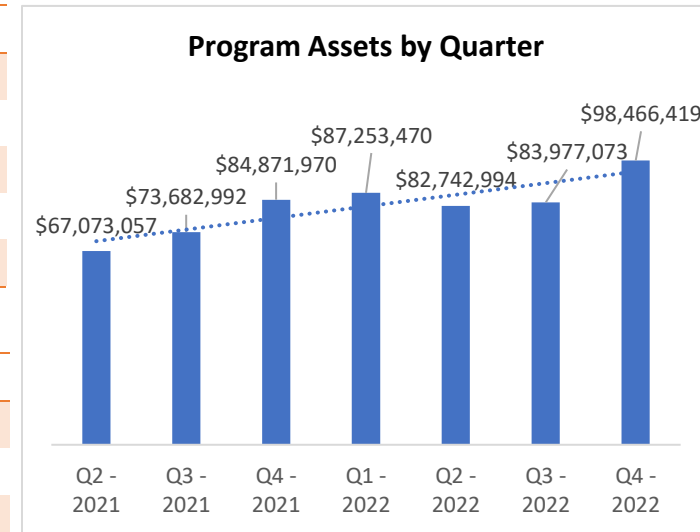


Monthly Dashboard* – January 2023

|  Program | Current | December 2022 | Change |
|--|-------------------|-------------------|----------------|
| • Total Assets | \$107,430,269.31 | \$98,466,419.04 | \$8,963,850.27 |
| • Total Contributions | \$132,860,994.19 | \$128,700,188.87 | \$4,160,805.32 |
| • Total Withdrawals | (\$30,625,588.08) | (\$28,766,940.07) | \$1,858,648.01 |
| • Monthly Contributions Amount (Past 30 Days) | \$4,160,805.32 | \$3,799,077.87 | \$361,727.45 |
| • Monthly Withdrawals Amount (Past 30 Days) | (\$1,858,648.01) | (\$991,042.84) | \$867,605.17 |

|  Saver | Current | December 2022 | Change |
|--|----------|---------------|---------|
| • Total Funded Accounts | 118,218 | 116,216 | 2,002 |
| • Total Payroll Contributing Accounts | 132,651 | 129,984 | 2,667 |
| • Accounts with a Withdrawal | 28,641 | 27,506 | 1,135 |
| • Multiple Employer Accounts | 61,559 | 59,497 | 2,062 |
| • Max Contribution Accounts | 4 | 358 | N/A |
| • Average Monthly Contribution Amount | \$136.21 | \$130.55 | \$5.66 |
| • Average Deferral Rate (Funded Accounts) | 5.95% | 5.49% | 0.46% |
| • Average Funded Account Balance | \$908.75 | \$847.27 | \$61.48 |
| • Effective Opt-Out Rate | 32.24% | 32.17% | 0.07% |

|  Employer | Current | December 2022 | Change |
|---|---------|---------------|--------|
| • Total Registered | 9,407 | 9,312 | 95 |
| • Total Added Employee Data | 7,445 | 7,211 | 234 |
| • Total Submitting Payroll Deductions (Since Inception) | 4,285 | 3,958 | 327 |
| • Total Submitting Payroll Deductions (Last 90 Days) | 3,360 | 3,044 | 316 |
| • Total Exempted Employers | 23,673 | 23,374 | 299 |



*Data as of January 31, 2023