




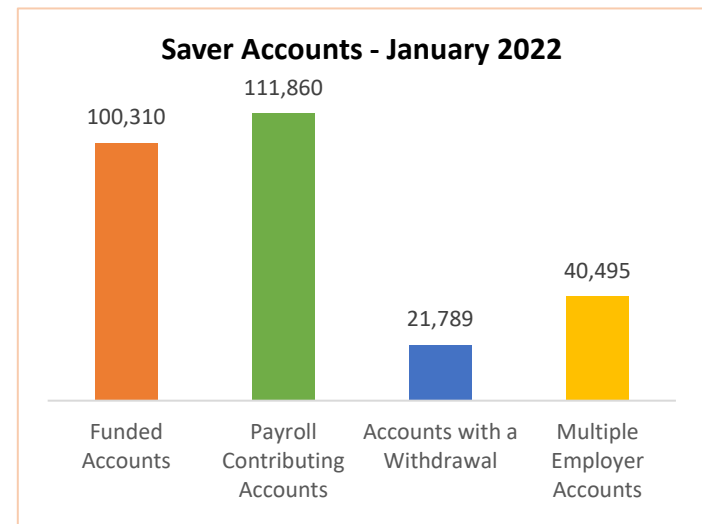
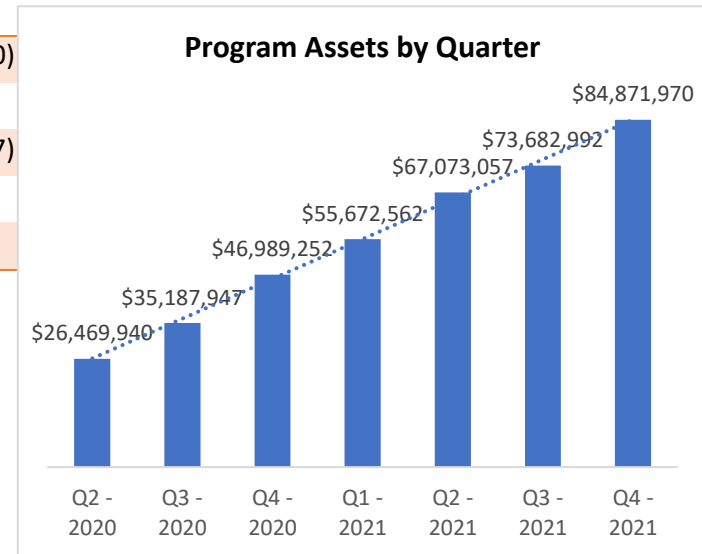
# Monthly Dashboard\* – January 2022



 Program	Current	December 2021	Change
• Total Assets	\$83,285,291.98	\$84,871,970.08	(\$1,586,678.10)
• Total Contributions	\$88,301,519.67	\$84,861,707.75	\$3,439,811.92
• Total Withdrawals	(\$16,950,730.35)	(\$15,539,644.78)	(\$1,411,085.57)
• Monthly Contributions Amount (Past 30 Days)	\$3,439,811.92	\$3,430,399.63	\$9,412.29
• Monthly Withdrawals Amount (Past 30 Days)	(\$1,411,085.57)	(\$890,363.28)	(\$520,722.29)

 Saver	Current	December 2021	Change
• Total Funded Accounts	100,310	99,082	1,228
• Total Payroll Contributing Accounts	111,860	110,352	1,508
• Accounts with a Withdrawal	21,789	20,796	993
• Multiple Employer Accounts	40,495	39,094	1,401
• Max Contribution Accounts	6	216	N/A
• Average Monthly Contribution Amount	\$116.91	\$118.19	(\$1.28)
• Average Deferral Rate (Funded Accounts)	5.60%	5.05%	0.55%
• Average Funded Account Balance	\$830.28	\$856.58	(\$26.30)
• Effective Opt-Out Rate	33.13%	33.30%	(0.17%)

 Employer	Current	December 2021	Change
• Total Registered	6,413	6,408	5
• Total Added Employee Data	4,334	4,315	19
• Total Submitting Payroll Deductions	3,025	2,973	52
• Total Exempted Employers	12,753	12,699	54



\*Data as of January 31<sup>st</sup>, 2022