


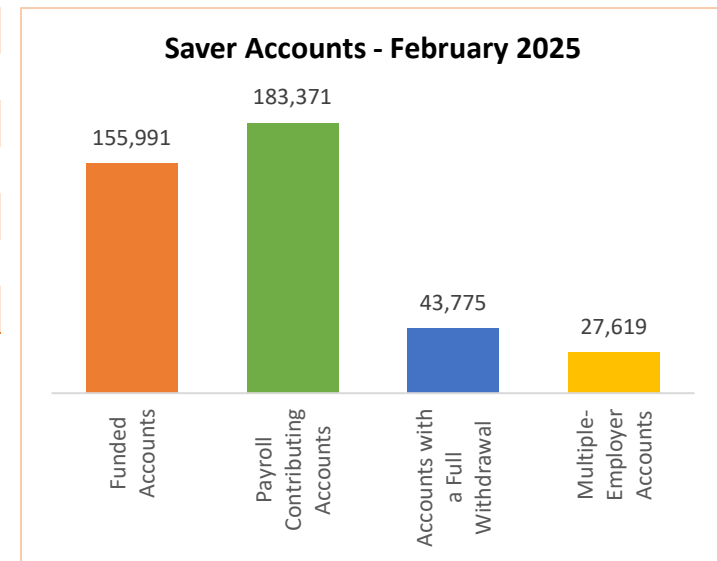
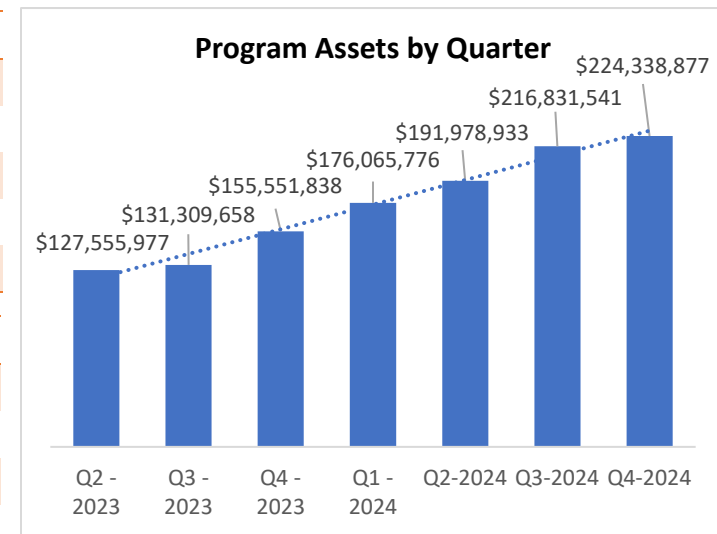


Monthly Dashboard – February 2025*

 Program	Current	January 2025	Change
• Total Assets	\$235,597,720.63	\$232,645,895.84	\$2,951,824.79
• Total Contributions	\$271,892,640.73	\$265,832,632.27	\$6,060,008.46
• Total Withdrawals	(\$81,000,143.62)	(\$77,865,353.19)	\$3,134,790.43
• Total Monthly Contributions	\$6,710,837.39	\$6,593,203.74	\$117,633.65
• Total Monthly Withdrawals	(\$3,504,141.51)	(\$3,459,222.60)	\$44,918.91

 Saver	Current	January 2025	Change
• Total Funded Accounts	155,991	155,607	384
• Payroll Contributing Accounts	183,371	182,237	1,134
• Multiple-Employer Accounts	27,619	27,550	69
• Self-Enrolled Funded Accounts	253	245	8
• Accounts with a Full Withdrawal	43,775	42,829	946
• Accounts with a Partial Withdrawal	6,868	6,697	171
• Full Withdrawal Rate	23.87%	23.50%	0.37%
• Average Monthly Contribution Amount	\$172.06	\$165.75	\$6.31
• Average Contribution Rate	6.39%	6.41%	(0.02%)
• Average Funded Account Balance	\$1,510.33	\$1,495.09	\$15.24
• Effective Opt-Out Rate	38.06%	38.18%	(0.12%)

 Employer	Current	January 2025	Change
• Total Registered	27,428	27,478	(50)
• Total Added Employee Data	25,837	25,775	62
• Total Submitting Payroll Deductions (Since Inception)	10,811	10,740	71
• Total Submitting Payroll Deductions (Last 90 Days)	7,770	7,834	(64)
• Total Exempted	59,094	59,001	93



*Data as of February 28, 2025