


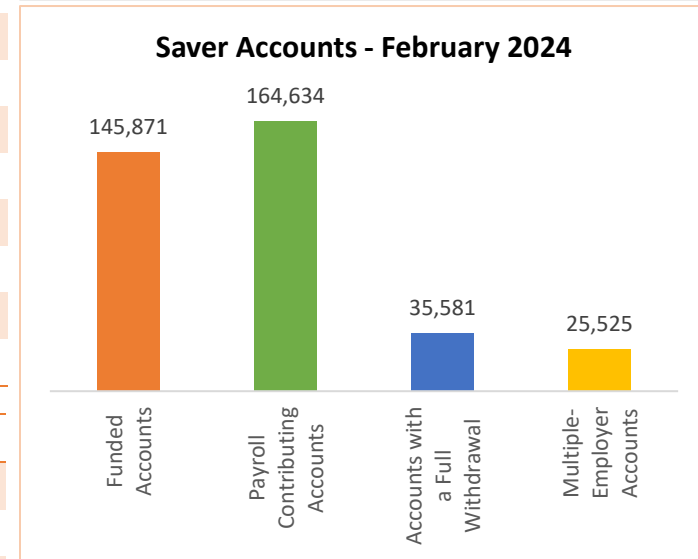
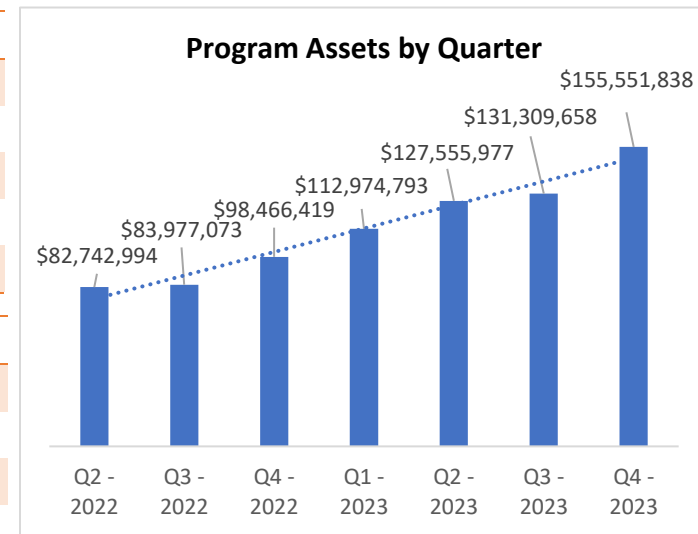


# Monthly Dashboard – February 2024\*

 Program	Current	January 2024	Change
• Total Assets	\$167,605,195.65	\$158,805,894.23	\$8,799,301.42
• Total Contributions	\$195,580,485.78	\$189,700,329.52	\$5,880,156.26
• Total Withdrawals	(\$51,801,773.58)	(\$49,642,316.02)	\$2,159,457.56
• Total Monthly Contributions	\$6,135,470.99	\$5,957,225.75	\$178,245.24
• Total Monthly Withdrawals	(\$2,261,330.38)	(\$2,603,486.70)	(\$342,156.32)

 Saver	Current	January 2024	Change
• Total Funded Accounts	145,871	143,832	2,039
• Payroll Contributing Accounts	164,634	162,430	2,204
• Multiple-Employer Accounts	25,525	25,101	424
• Self-Enrolled Funded Accounts	188	180	8
• Max Contribution Accounts	13	8	5
• Accounts with a Full Withdrawal	35,581	34,652	929
• Accounts with a Partial Withdrawal	4,949	4,797	152
• Full Withdrawal Rate	21.61%	21.33%	0.28%
• Average Monthly Contribution Amount	\$154.21	\$149.56	\$4.65
• Average Contribution Rate	6.14%	6.16%	(0.02%)
• Average Funded Account Balance	\$1,149.00	\$1,104.11	\$44.89
• Effective Opt-Out Rate	39.37%	39.56%	(0.19%)

 Employer	Current	January 2024	Change
• Total Registered	25,389	25,287	102
• Total Added Employee Data	22,924	22,684	240
• Total Submitting Payroll Deductions (Since Inception)	9,136	8,750	386
• Total Submitting Payroll Deductions (Last 90 Days)	7,539	7,246	293
• Total Exempted	51,283	50,965	318



\*Data as of February 29, 2024