


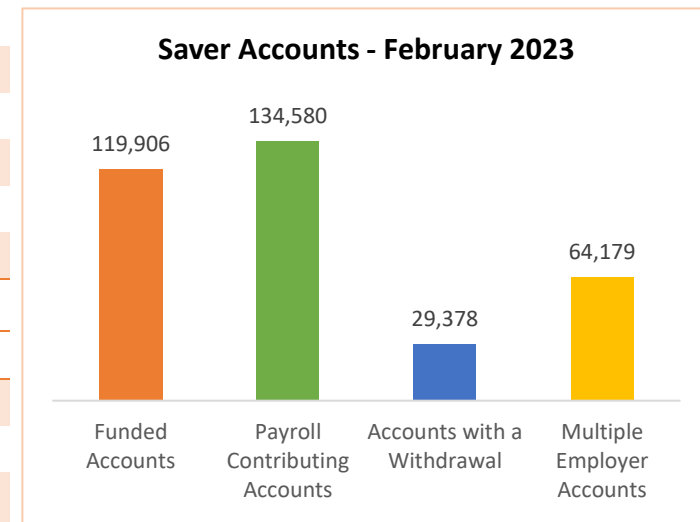
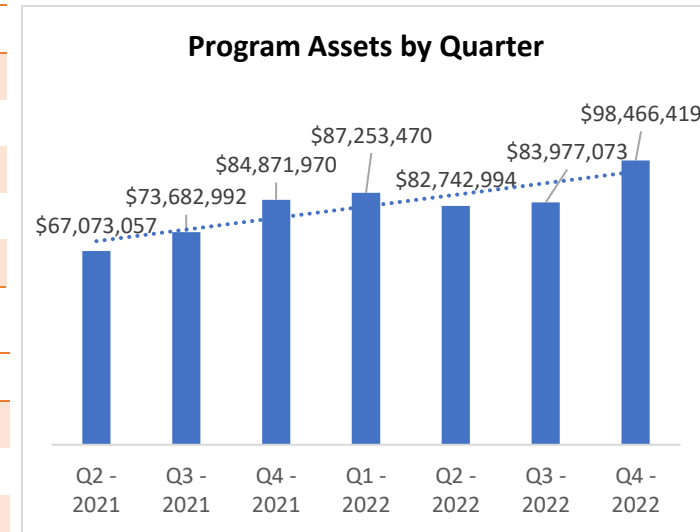


# Monthly Dashboard\* – February 2023

 Program	Current	January 2023	Change
• Total Assets	\$106,850,684.80	\$107,430,269.31	(\$579,584.51)
• Total Contributions	\$136,986,428.71	\$132,860,994.19	\$4,125,434.52
• Total Withdrawals	(\$32,005,483.42)	(\$30,625,588.08)	\$1,379,895.34
• Monthly Contributions Amount (Past 30 Days)	\$4,545,452.67	\$4,160,805.32	\$384,647.35
• Monthly Withdrawals Amount (Past 30 Days)	(\$1,617,239.01)	(\$1,858,648.01)	(\$241,409.00)

 Saver	Current	January 2023	Change
• Total Funded Accounts	119,906	118,218	1,688
• Total Payroll Contributing Accounts	134,580	132,651	1,929
• Accounts with a Withdrawal	29,378	28,641	737
• Multiple Employer Accounts	64,179	61,559	2,620
• Max Contribution Accounts	10	4	6
• Average Monthly Contribution Amount	\$146.81	\$136.21	\$10.60
• Average Contribution Rate	5.93%	5.95%	(0.02%)
• Average Funded Account Balance	\$891.12	\$908.75	(\$17.63)
• Effective Opt-Out Rate	32.16%	32.24%	(0.08%)

 Employer	Current	January 2023	Change
• Total Registered	9,457	9,407	50
• Total Added Employee Data	7,624	7,445	179
• Total Submitting Payroll Deductions (Since Inception)	4,471	4,285	186
• Total Submitting Payroll Deductions (Last 90 Days)	3,520	3,360	160
• Total Exempted Employers	23,836	23,673	163



\*Data as of February 28, 2023