




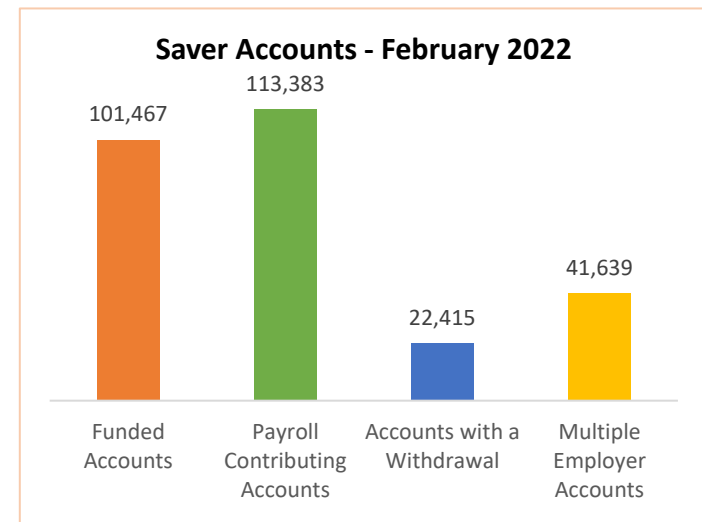
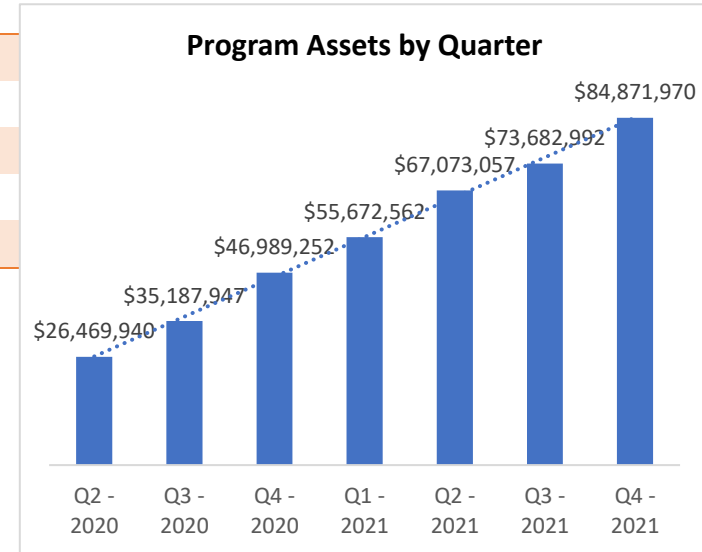
# Monthly Dashboard\* – February 2022



 Program	Current	January 2022	Change
• Total Assets	\$83,419,571.34	\$83,285,291.98	\$134,279.36
• Total Contributions	\$91,564,860.56	\$88,301,519.67	\$3,263,340.89
• Total Withdrawals	(\$17,985,616.33)	(\$16,950,730.35)	\$1,034,885.98
• Monthly Contributions Amount (Past 30 Days)	\$3,482,060.94	\$3,439,811.92	\$42,249.02
• Monthly Withdrawals Amount (Past 30 Days)	(\$1,148,376.77)	(\$1,411,085.57)	(\$262,708.80)

 Saver	Current	January 2022	Change
• Total Funded Accounts	101,467	100,310	1,157
• Total Payroll Contributing Accounts	113,383	111,860	1,523
• Accounts with a Withdrawal	22,415	21,789	626
• Multiple Employer Accounts	41,639	40,495	1,144
• Max Contribution Accounts	9	6	3
• Average Monthly Contribution Amount	\$122.00	\$116.91	\$5.09
• Average Deferral Rate (Funded Accounts)	5.59%	5.60%	(0.01%)
• Average Funded Account Balance	\$822.13	\$830.28	(\$8.15)
• Effective Opt-Out Rate	33.07%	33.13%	(0.06%)

 Employer	Current	January 2022	Change
• Total Registered	6,419	6,413	6
• Total Added Employee Data	4,348	4,334	14
• Total Submitting Payroll Deductions	3,056	3,025	31
• Total Exempted Employers	12,780	12,753	27



\*Data as of February 28<sup>th</sup>, 2022