




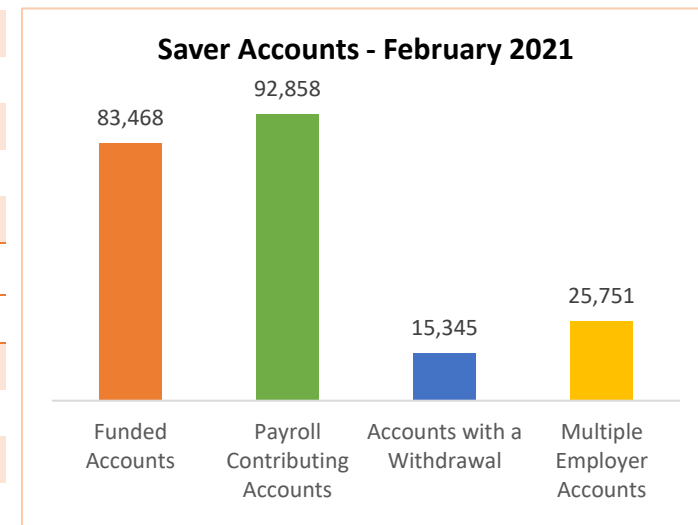
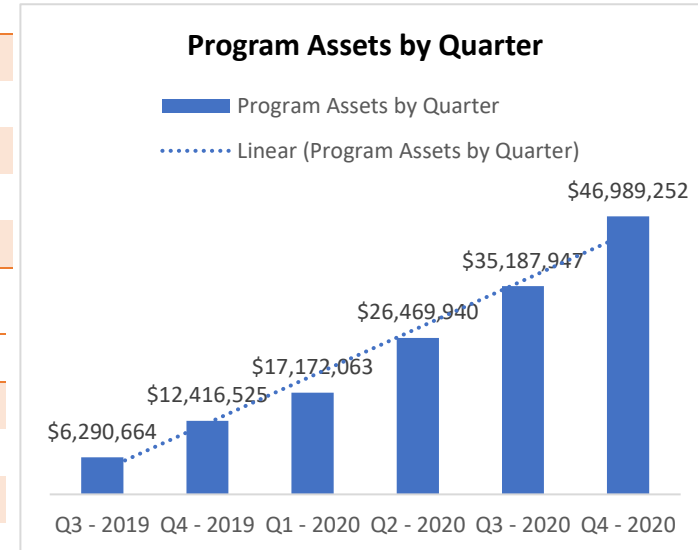
# Monthly Dashboard\* – February 2021



 Program	Current	January 2021	Change
• Total Assets	\$51,784,545.20	\$48,803,339.13	\$2,981,206.07
• Total Contributions	\$51,363,444.98	\$48,629,681.02	\$2,733,763.96
• Total Withdrawals	(\$7,583,590.09)	(\$6,896,037.58)	\$687,552.51
• Monthly Contributions Amount (Past 30 Days)	\$2,733,763.96	\$2,760,409.71	(\$26,645.75)
• Monthly Withdrawals Amount (Past 30 Days)	(\$687,552.51)	(\$710,953.26)	(\$23,400.75)

 Saver	Current	January 2021	Change
• Total Funded Accounts	83,468	81,644	1,824
• Total Payroll Contributing Accounts	92,858	90,487	2,371
• Accounts with a Withdrawal	15,345	14,599	746
• Multiple Employer Accounts	25,751	24,785	966
• Max Contribution Accounts	4	2	2
• Average Monthly Contribution Amount	\$92.44	\$93.96	(\$1.52)
• Average Deferral Rate (Funded Accounts)	5.03%	5.02%	0.01%
• Average Funded Account Balance	\$620.41	\$597.76	\$22.65
• Effective Opt-Out Rate	35.31%	35.57%	(0.26%)

 Employer	Current	January 2021	Change
• Total Registered	6,099	6,096	3
• Total Added Employee Data	4,001	3,985	16
• Total Submitting Payroll Deductions	2,788	2,763	25
• Total Exempted Employers	11,053	11,041	12



\*Data as of February 28, 2021