


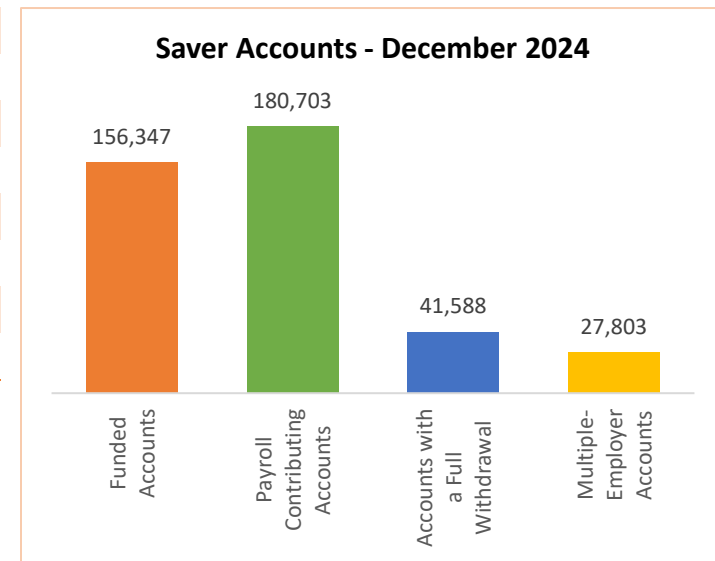
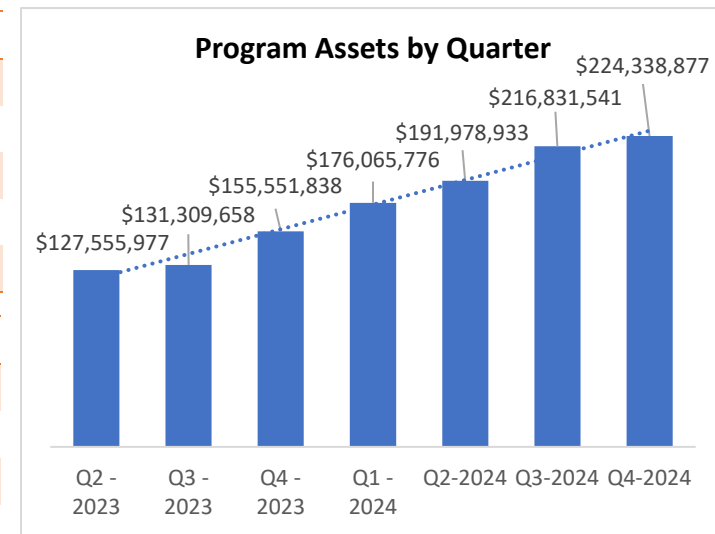


# Monthly Dashboard – December 2024\*

 Program	Current	November 2024	Change
• Total Assets	\$224,338,876.69	\$227,236,318.75	(\$2,897,442.06)
• Total Contributions	\$259,239,428.53	\$252,750,311.55	\$6,489,116.98
• Total Withdrawals	(\$74,406,130.59)	(\$71,686,661.57)	\$2,719,469.02
• Total Monthly Contributions	\$6,489,116.98	\$6,115,008.55	\$374,108.43
• Total Monthly Withdrawals	(\$2,719,469.02)	(\$2,363,052.17)	\$356,416.85

 Saver	Current	November 2024	Change
• Total Funded Accounts	156,347	154,435	1,912
• Payroll Contributing Accounts	180,703	179,953	750
• Multiple-Employer Accounts	27,803	27,839	(36)
• Self-Enrolled Funded Accounts	233	231	2
• Max Contribution Accounts	1,014	750	264
• Accounts with a Full Withdrawal	41,588	40,955	633
• Accounts with a Partial Withdrawal	6,527	6,361	166
• Full Withdrawal Rate	23.01%	22.76%	0.25%
• Average Monthly Contribution Amount	\$163.15	\$154.88	\$8.27
• Average Contribution Rate	5.99%	6.00%	(0.01%)
• Average Funded Account Balance	\$1,434.88	\$1,471.40	(\$36.52)
• Effective Opt-Out Rate	38.26%	38.37%	(0.11%)

 Employer	Current	November 2024	Change
• Total Registered	27,453	27,479	(26)
• Total Added Employee Data	25,676	25,511	165
• Total Submitting Payroll Deductions (Since Inception)	10,601	10,423	178
• Total Submitting Payroll Deductions (Last 90 Days)	7,757	7,685	72
• Total Exempted	58,927	58,699	228



\*Data as of December 31, 2024