


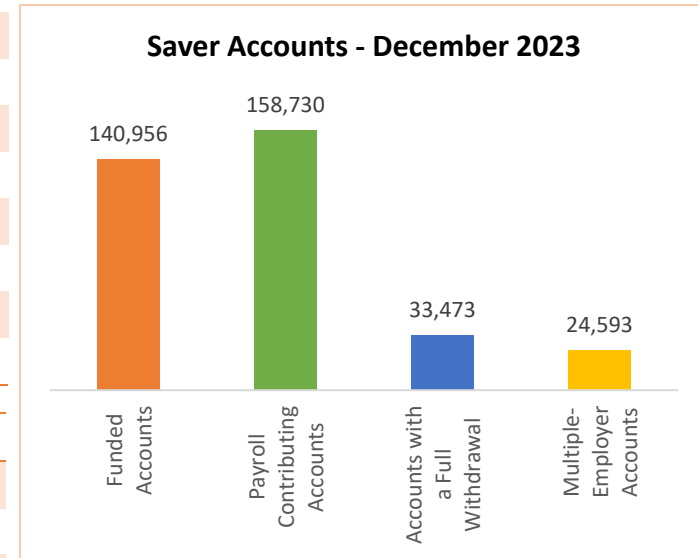
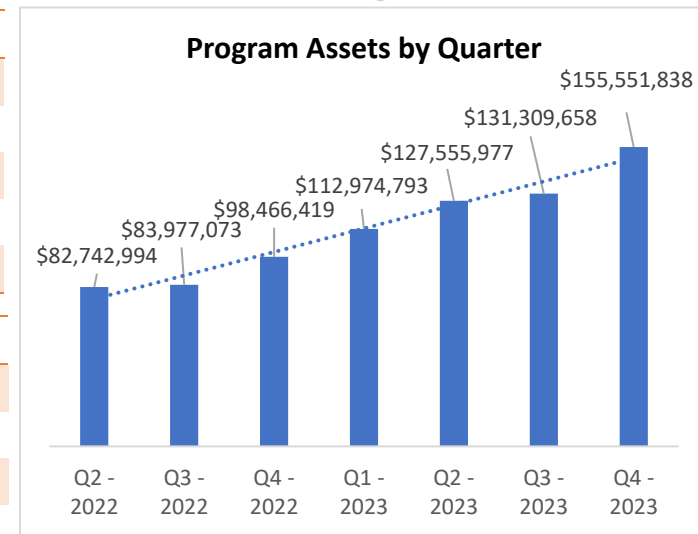


Monthly Dashboard – December 2023*

 Program	Current	November 2023	Change
• Total Assets	\$155,551,837.80	\$145,045,514.65	\$10,506,323.15
• Total Contributions	\$183,743,103.77	\$178,256,367.18	\$5,486,736.59
• Total Withdrawals	(\$47,038,829.32)	(\$45,212,817.20)	\$1,826,012.12
• Total Monthly Contributions	\$5,113,978.36	\$4,952,502.49	\$161,475.87
• Total Monthly Withdrawals	(\$1,726,001.47)	(\$1,522,620.40)	\$203,381.07

 Saver	Current	November 2023	Change
• Total Funded Accounts	140,956	136,450	4,506
• Payroll Contributing Accounts	158,730	153,903	4,827
• Multiple-Employer Accounts	24,593	24,060	533
• Self-Enrolled Funded Accounts	172	165	7
• Max Contribution Accounts	542	388	154
• Accounts with a Full Withdrawal	33,473	32,665	808
• Accounts with a Partial Withdrawal	4,642	4,502	140
• Withdrawal Rate	21.09%	21.22%	(0.13%)
• Average Monthly Contribution Amount	\$135.60	\$142.56	(\$6.96)
• Average Contribution Rate	5.75%	5.78%	(0.03%)
• Average Funded Account Balance	\$1,103.55	\$1,062.99	\$40.56
• Effective Opt-Out Rate	39.61%	39.96%	(0.35%)

 Employer	Current	November 2023	Change
• Total Registered	25,034	24,822	212
• Total Added Employee Data	22,156	20,968	1,188
• Total Submitting Payroll Deductions (Since Inception)	7,837	6,691	1,146
• Total Submitting Payroll Deductions (Last 90 Days)	6,397	5,302	1,095
• Total Exempted	50,502	49,368	1,134



*Data as of December 31, 2023