


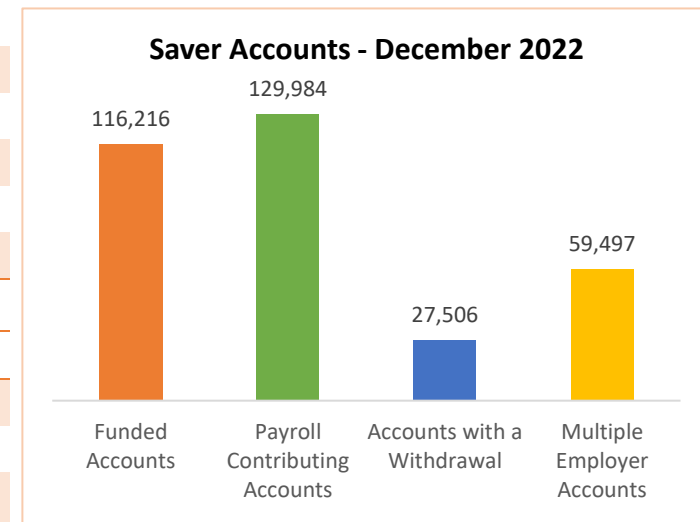
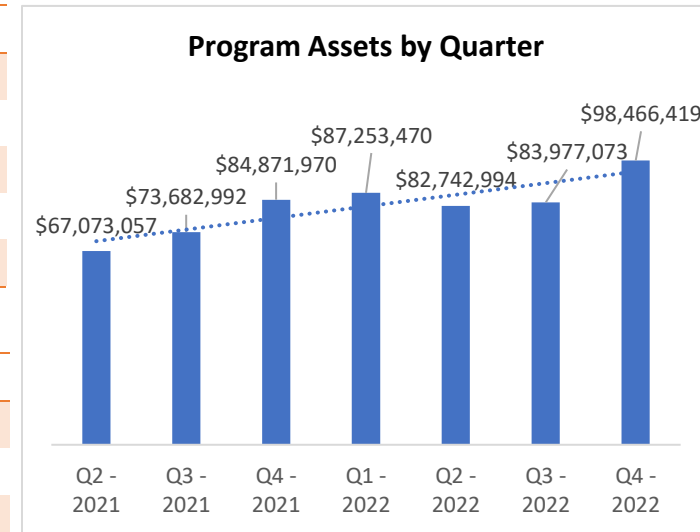


Monthly Dashboard* – December 2022

 Program	Current	November 2022	Change
• Total Assets	\$98,466,419.04	\$99,936,798.69	(\$1,470,379.65)
• Total Contributions	\$128,700,188.87	\$124,788,280.42	\$3,911,908.45
• Total Withdrawals	(\$28,766,940.07)	(\$27,714,724.89)	\$1,052,215.18
• Monthly Contributions Amount (Past 30 Days)	\$3,799,077.87	\$3,735,669.77	\$63,408.10
• Monthly Withdrawals Amount (Past 30 Days)	(\$991,042.84)	(\$1,007,671.16)	(\$16,628.32)

 Saver	Current	November 2022	Change
• Total Funded Accounts	116,216	113,430	2,786
• Total Payroll Contributing Accounts	129,984	126,999	2,985
• Accounts with a Withdrawal	27,506	27,012	494
• Multiple Employer Accounts	59,497	56,608	2,889
• Max Contribution Accounts	358	256	102
• Average Monthly Contribution Amount	\$130.55	\$133.60	(\$3.05)
• Average Deferral Rate (Funded Accounts)	5.49%	5.50%	(0.01%)
• Average Funded Account Balance	\$847.27	\$881.04	(\$33.77)
• Effective Opt-Out Rate	32.17%	32.24%	(0.07%)

 Employer	Current	November 2022	Change
• Total Registered	9,312	9,075	237
• Total Added Employee Data	7,211	6,760	451
• Total Submitting Payroll Deductions (Since Inception)	3,958	3,612	346
• Total Submitting Payroll Deductions (Last 90 Days)	3,044	2,705	339
• Total Exempted Employers	23,374	22,876	498



*Data as of December 31, 2022