




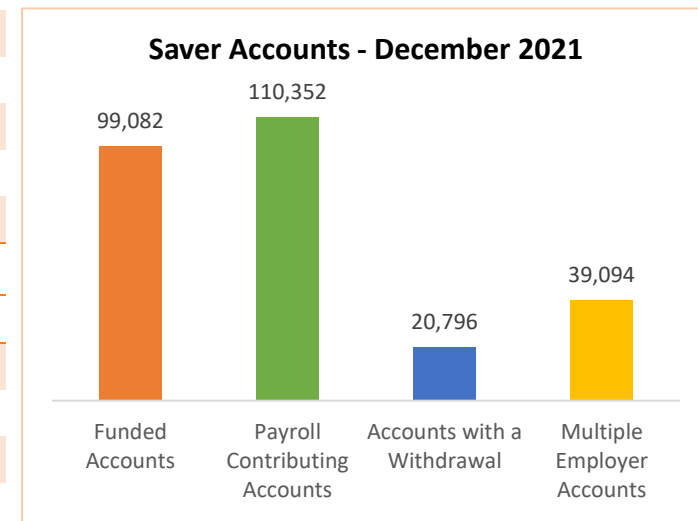
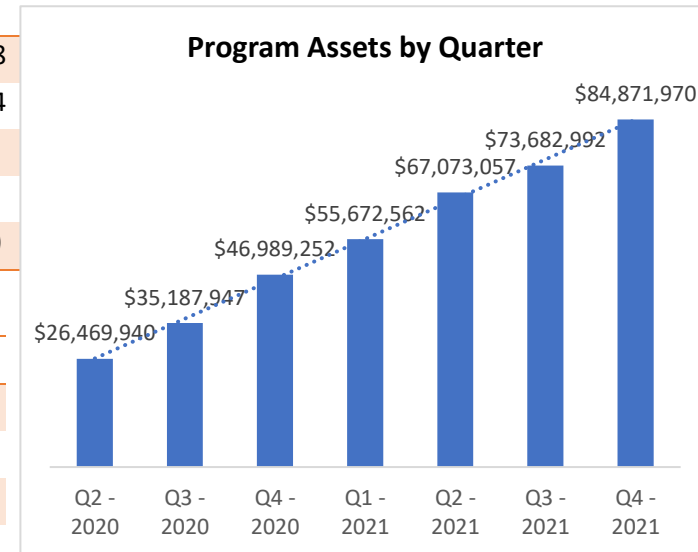
Monthly Dashboard* – December 2021



 Program	Current	November 2021	Change
• Total Assets	\$84,871,970.08	\$80,099,527.30	\$4,772,442.78
• Total Contributions	\$84,861,707.75	\$81,289,850.11	\$3,571,857.64
• Total Withdrawals	(\$15,539,644.78)	(\$14,586,378.70)	\$953,266.08
• Monthly Contributions Amount (Past 30 Days)	\$3,430,399.63	\$3,384,885.81	\$45,513.82
• Monthly Withdrawals Amount (Past 30 Days)	(\$890,363.28)	(\$1,108,566.72)	(\$218,203.44)

 Saver	Current	November 2021	Change
• Total Funded Accounts	99,082	97,163	1,919
• Total Payroll Contributing Accounts	110,352	108,177	2,175
• Accounts with a Withdrawal	20,796	20,209	587
• Multiple Employer Accounts	39,094	37,370	1,724
• Max Contribution Accounts	216	154	62
• Average Monthly Contribution Amount	\$118.19	\$116.5	\$1.69
• Average Deferral Rate (Funded Accounts)	5.05%	5.05%	0
• Average Funded Account Balance	\$856.58	\$824.38	\$32.20
• Effective Opt-Out Rate	33.30%	33.52%	(0.22%)

 Employer	Current	November 2021	Change
• Total Registered	6,408	6,386	22
• Total Added Employee Data	4,315	4,258	57
• Total Submitting Payroll Deductions	2,973	2,925	48
• Total Exempted Employers	12,699	12,604	95



*Data as of December 31st, 2021