




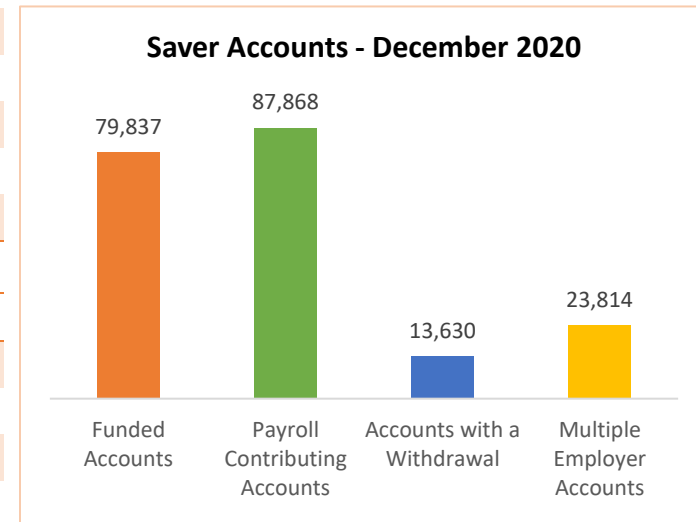
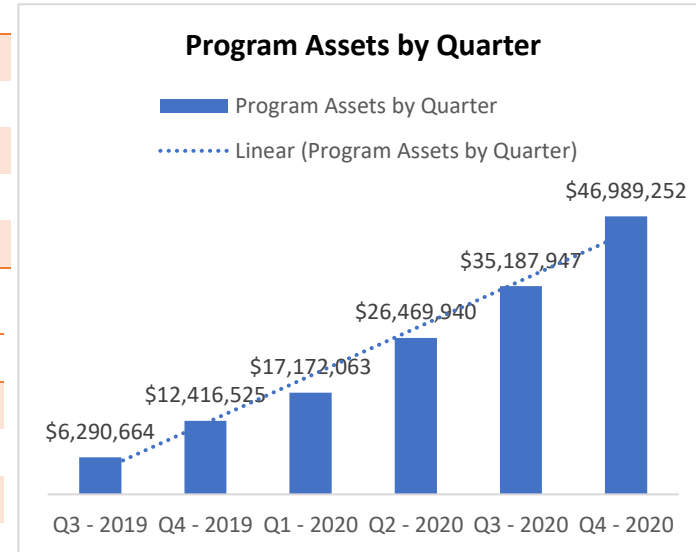
# Monthly Dashboard\* – December 2020



|  Program | Current          | Nov. 2020        | Change         |
|--|------------------|------------------|----------------|
| • Total Assets   | \$46,989,251.70  | \$42,803,616.84  | \$4,185,634.86 |
| • Total Contributions  | \$45,869,271.31  | \$42,788,346.09  | \$3,080,925.22 |
| • Total Withdrawals  | (\$6,185,084.32) | (\$5,563,122.78) | (\$621,961.54) |
| • Monthly Contributions Amount (Past 30 Days)  | \$2,941,276.31   | \$2,777,220.76   | \$164,055.55   |
| • Monthly Withdrawals Amount (Past 30 Days)  | (\$583,984.65)   | (\$508,164.31)   | (\$75,820.34)  |

|  Saver | Current  | Nov. 2020 | Change  |
|--|----------|-----------|---------|
| • Total Funded Accounts  | 79,837   | 77,091    | 2,746   |
| • Total Payroll Contributing Accounts  | 87,868   | 84,797    | 3,071   |
| • Accounts with a Withdrawal   | 13,630   | 12,981    | 649     |
| • Multiple Employer Accounts   | 23,814   | 22,389    | 1,425   |
| • Max Contribution Accounts  | 116      | 74        | 42      |
| • Average Monthly Contribution Amount  | \$96.60  | \$90.27   | \$6.33  |
| • Average Deferral Rate (Funded Accounts)  | 5.01%    | 5.02%     | (0.01%) |
| • Average Funded Account Balance   | \$588.56 | \$555.23  | \$33.33 |
| • Effective Opt-Out Rate   | 35.99%   | 36.38%    | (0.39%) |

|  Employer | Current | Nov. 2020 | Change |
|---|---------|-----------|--------|
| • Total Registered  | 6,087   | 6,087     | 0      |
| • Total Added Employee Data   | 3,959   | 3,913     | 46     |
| • Total Submitting Payroll Deductions   | 2,705   | 2,621     | 84     |
| • Total Exempted Employers  | 11,024  | 11,002    | 22     |



\*Data as of December 31, 2020