


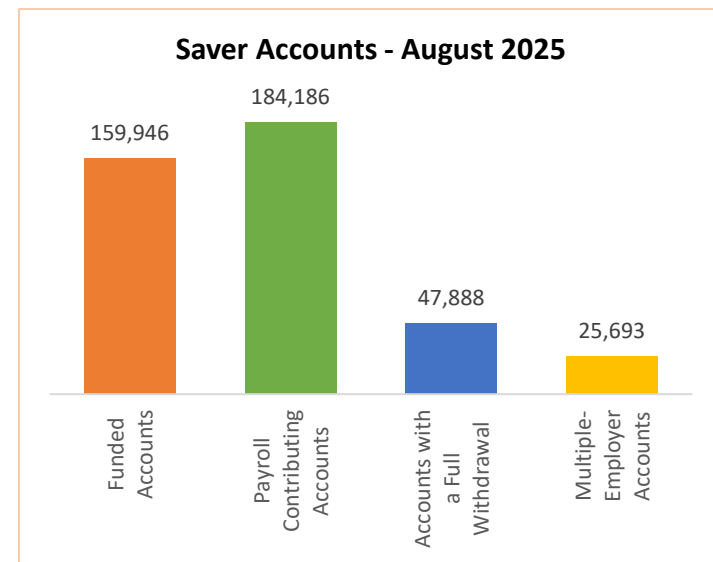
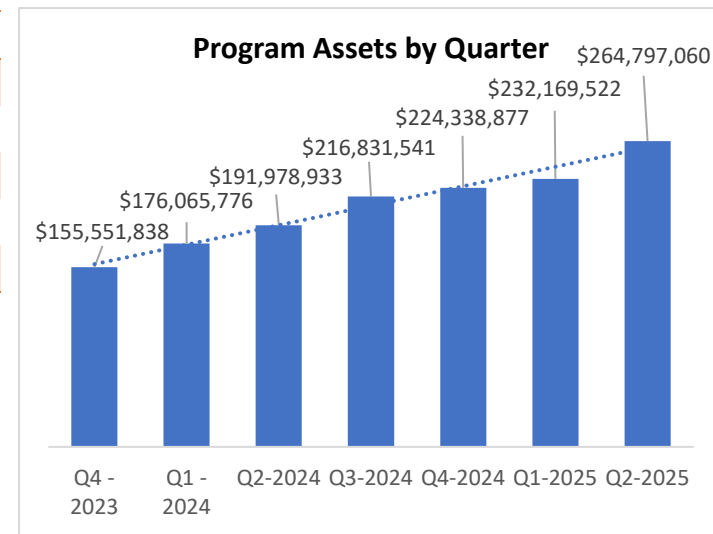


Monthly Dashboard – August 2025*

 Program	Current	July 2025	Change
• Total Assets	\$280,614,960.72	\$269,785,336.91	\$10,829,623.81
• Total Contributions	\$312,348,271.31	\$305,618,613.52	\$6,729,657.79
• Total Withdrawals	(\$98,052,010.60)	(\$95,154,258.33)	\$2,897,752.27
• Total Monthly Contributions	\$6,729,657.79	\$6,628,666.32	\$100,991.47
• Total Monthly Withdrawals	\$2,897,752.27	(\$3,172,608.12)	(\$6,070,360.39)

 Saver	Current	July 2025	Change
• Total Funded Accounts	159,946	158,318	1,628
• Payroll Contributing Accounts	184,186	191,732	(7,546)
• Multiple-Employer Accounts	25,693	28,232	(2,539)
• Self-Enrolled Funded Accounts	265	260	5
• Accounts with a Full Withdrawal	47,888	47,337	551
• Accounts with a Partial Withdrawal	7,901	7,724	177
• Full Withdrawal Rate	26.00%	24.69%	1.31%
• Average Monthly Contribution Amount	\$167.29	\$164.75	\$2.54
• Average Contribution Rate	6.28%	6.31%	-0.03%
• Average Funded Account Balance	\$1,754.44	\$1,704.07	\$50.37
• Effective Opt-Out Rate	37.23%	37.68%	-0.45%

 Employer	Current	July 2025	Change
• Total Registered	23,526	26,531	(3,005)
• Total Added Employee Data	26,878	26,582	296
• Total Submitting Payroll Deductions (Since Inception)	11,322	11,257	65
• Total Submitting Payroll Deductions (Last 90 Days)	7,669	7,726	(57)
• Total Exempted	66,748	63,017	3,731



*Data as of August 31, 2025