


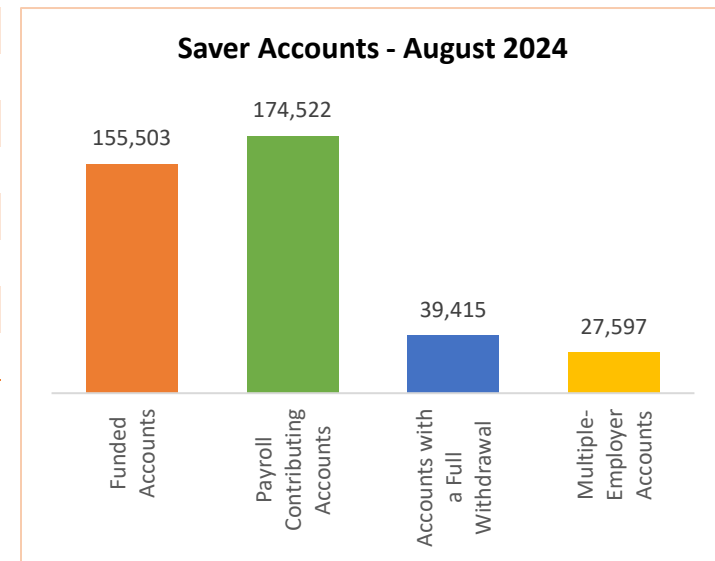
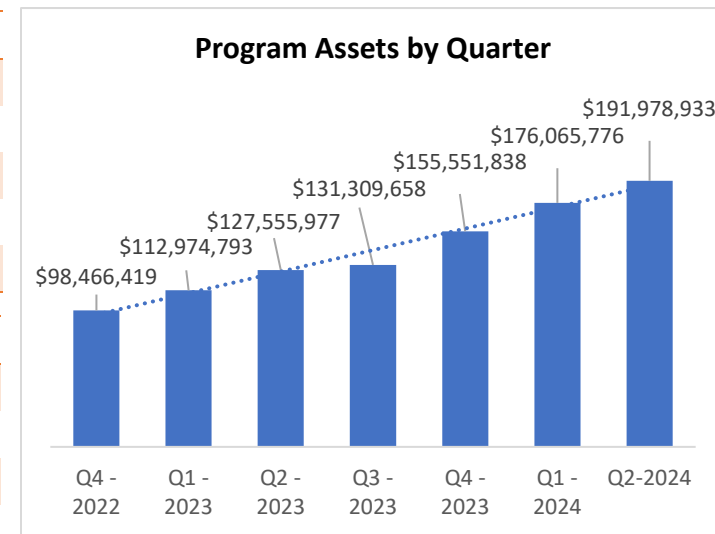


Monthly Dashboard – August 2024*

 Program	Current	July 2024	Change
• Total Assets	\$208,414,959.82	\$199,824,459.85	\$8,590,499.97
• Total Contributions	\$234,147,203.81	\$227,761,691.74	\$6,385,512.07
• Total Withdrawals	(\$65,089,807.82)	(\$62,848,871.48)	\$2,240,936.34
• Total Monthly Contributions	\$6,227,677.12	\$6,349,207.77	(\$121,530.65)
• Total Monthly Withdrawals	(\$2,189,707.96)	(\$2,330,885.96)	(\$141,178.00)

 Saver	Current	July 2024	Change
• Total Funded Accounts	155,503	153,839	1,664
• Payroll Contributing Accounts	174,522	172,561	1,961
• Multiple-Employer Accounts	27,597	27,119	478
• Self-Enrolled Funded Accounts	222	208	14
• Max Contribution Accounts	211	136	75
• Accounts with a Full Withdrawal	39,415	38,876	539
• Accounts with a Partial Withdrawal	5,898	5,742	156
• Full Withdrawal Rate	22.58%	22.53%	0.05%
• Average Monthly Contribution Amount	\$156.56	\$158.11	(\$1.55)
• Average Contribution Rate	6.05%	6.06%	(0.01%)
• Average Funded Account Balance	\$1,340.26	\$1,298.92	\$41.34
• Effective Opt-Out Rate	38.65%	38.70%	(0.05%)

 Employer	Current	July 2024	Change
• Total Registered	26,027	25,679	348
• Total Added Employee Data	24,045	23,740	305
• Total Submitting Payroll Deductions (Since Inception)	10,007	9,922	85
• Total Submitting Payroll Deductions (Last 90 Days)	7,588	7,620	(32)
• Total Exempted	57,135	56,084	1,051



*Data as of August 31, 2024