


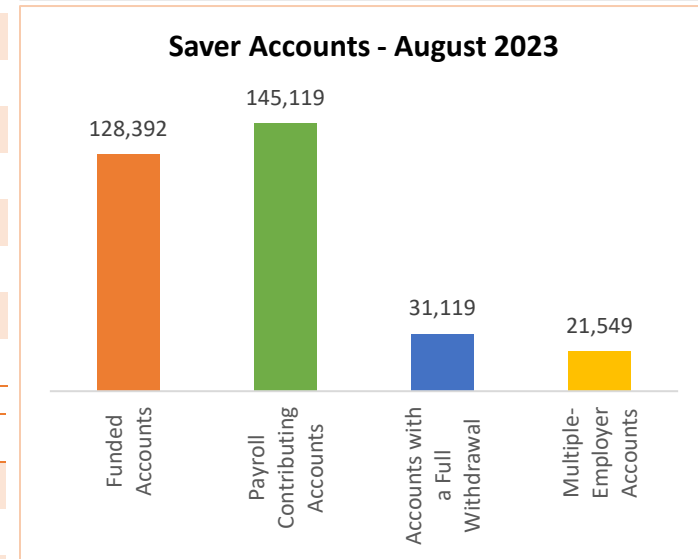
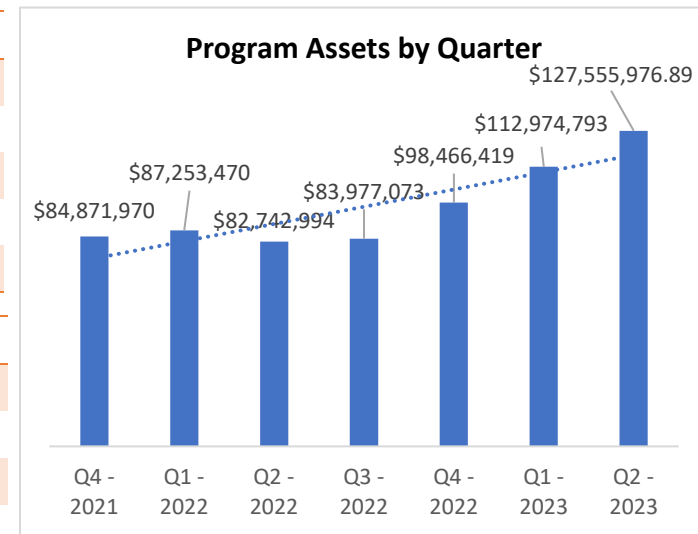


# Monthly Dashboard – August 2023\*

 <b>Program</b>	<b>Current</b>	<b>July 2023</b>	<b>Change</b>
• Total Assets	\$133,715,059.32	\$133,935,063.26	(\$220,003.94)
• Total Contributions	\$164,049,399.03	\$159,396,406.20	\$4,652,992.83
• Total Withdrawals	(\$40,901,337.54)	(\$39,308,609.49)	\$1,592,728.05
• Total Monthly Contributions	\$4,495,141.37	\$4,365,195.28	\$129,946.09
• Total Monthly Withdrawals	(\$1,541,093.87)	(\$1,685,636.53)	(\$144,542.66)

 <b>Saver</b>	<b>Current</b>	<b>July 2023</b>	<b>Change</b>
• Total Funded Accounts	128,392	126,749	1,643
• Payroll Contributing Accounts	145,119	143,179	1,940
• Multiple-Employer Accounts	21,549	20,971	578
• Self-Enrolled Funded Accounts	150	143	7
• Max Contribution Accounts	119	72	47
• Accounts with a Full Withdrawal	31,119	30,617	502
• Accounts with a Partial Withdrawal	4,169	4,047	122
• Withdrawal Rate	21.44%	21.38%	0.06%
• Average Monthly Contribution Amount	\$145.28	\$141.55	\$3.73
• Average Contribution Rate	5.84%	5.85%	(0.01%)
• Average Funded Account Balance	\$1,041.46	\$1,056.70	(\$15.24)
• Effective Opt-Out Rate	34.90%	33.98%	0.92%

 <b>Employer</b>	<b>Current</b>	<b>July 2023</b>	<b>Change</b>
• Total Registered	13,072	10,584	2,488
• Total Added Employee Data	10,554	8,621	1,933
• Total Submitting Payroll Deductions (Since Inception)	5,076	4,996	80
• Total Submitting Payroll Deductions (Last 90 Days)	3,796	3,771	25
• Total Exempted	41,844	38,297	3,547



\*Data as of August 31, 2023